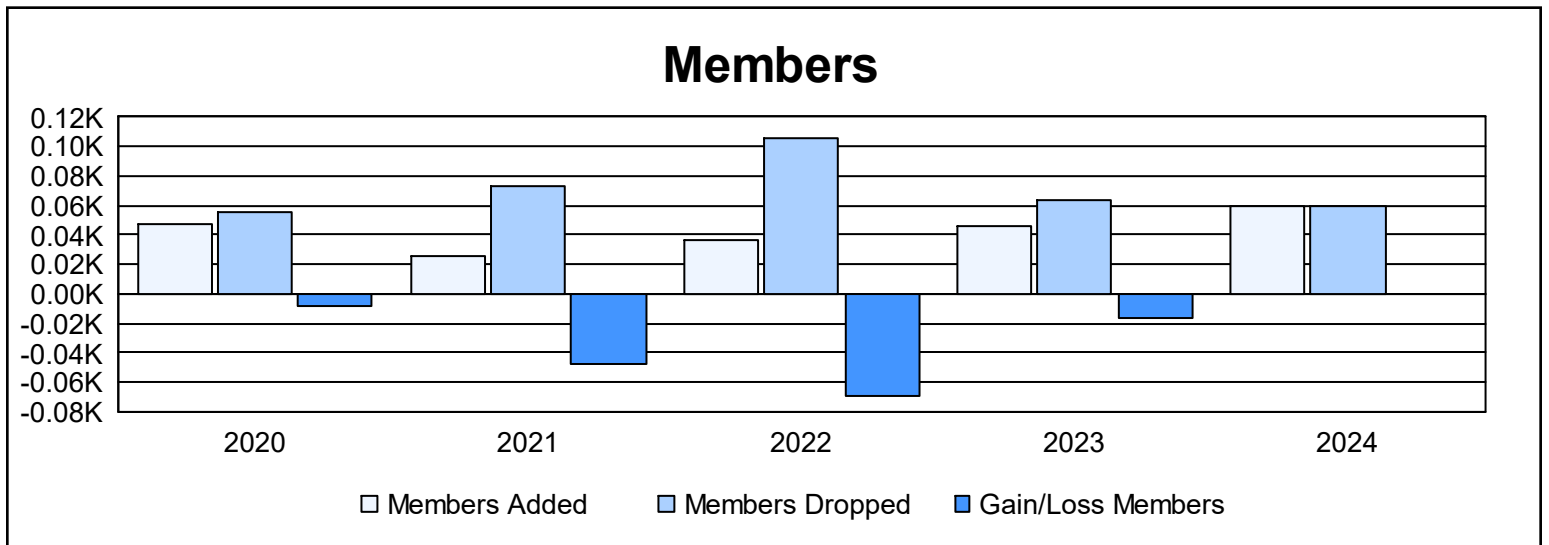
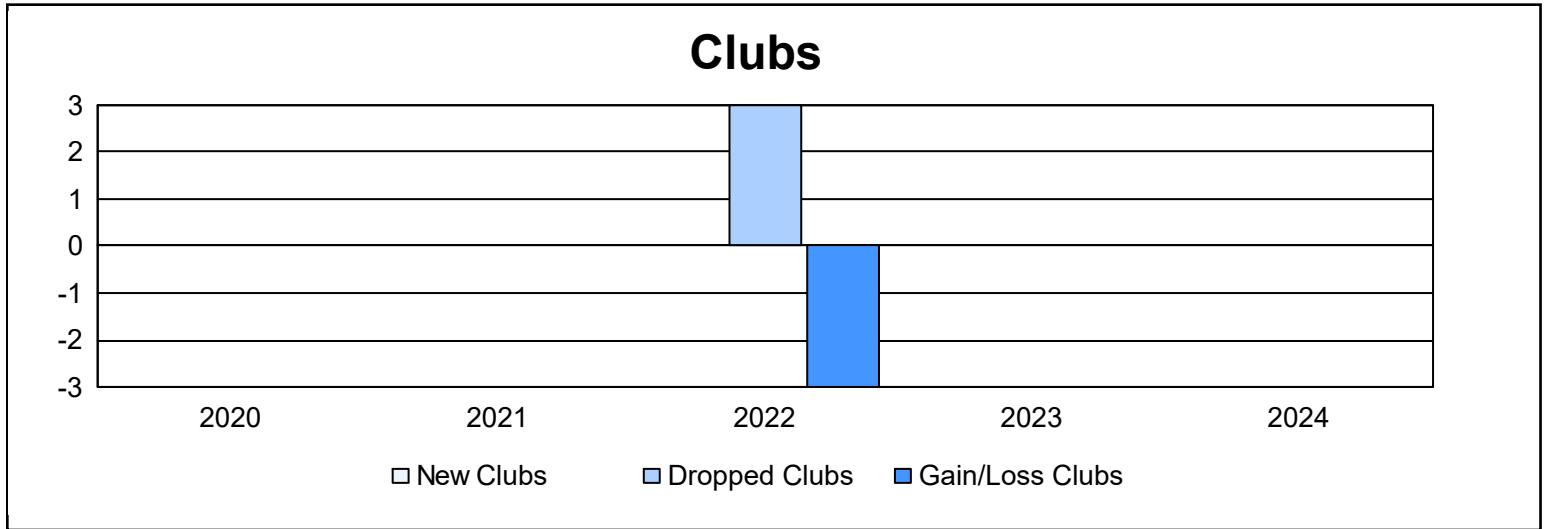
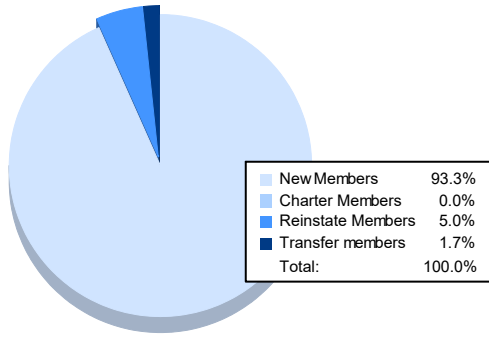


Year	New Clubs	Dropped Clubs	Gain/ Loss Clubs	New Members	Charter Members	Reinstate Members	Transfer Members	Total Member Added	Total Members Dropped	Gain/ Loss Members
2019-2020	0	0	0	37	0	9	1	47	55	-8
2020-2021	0	0	0	17	0	4	4	25	73	-48
2021-2022	0	3	-3	35	0	0	2	37	106	-69
2022-2023	0	0	0	41	0	2	3	46	63	-17
2023-2024	0	0	0	56	0	3	1	60	60	0
<b>Average</b>	<b>0</b>	<b>1</b>	<b>-1</b>	<b>37</b>	<b>0</b>	<b>4</b>	<b>2</b>	<b>43</b>	<b>71</b>	<b>-28</b>



### Membership Composition June 2024 Cumulative



### Gender Composition June 2024 Cumulative

