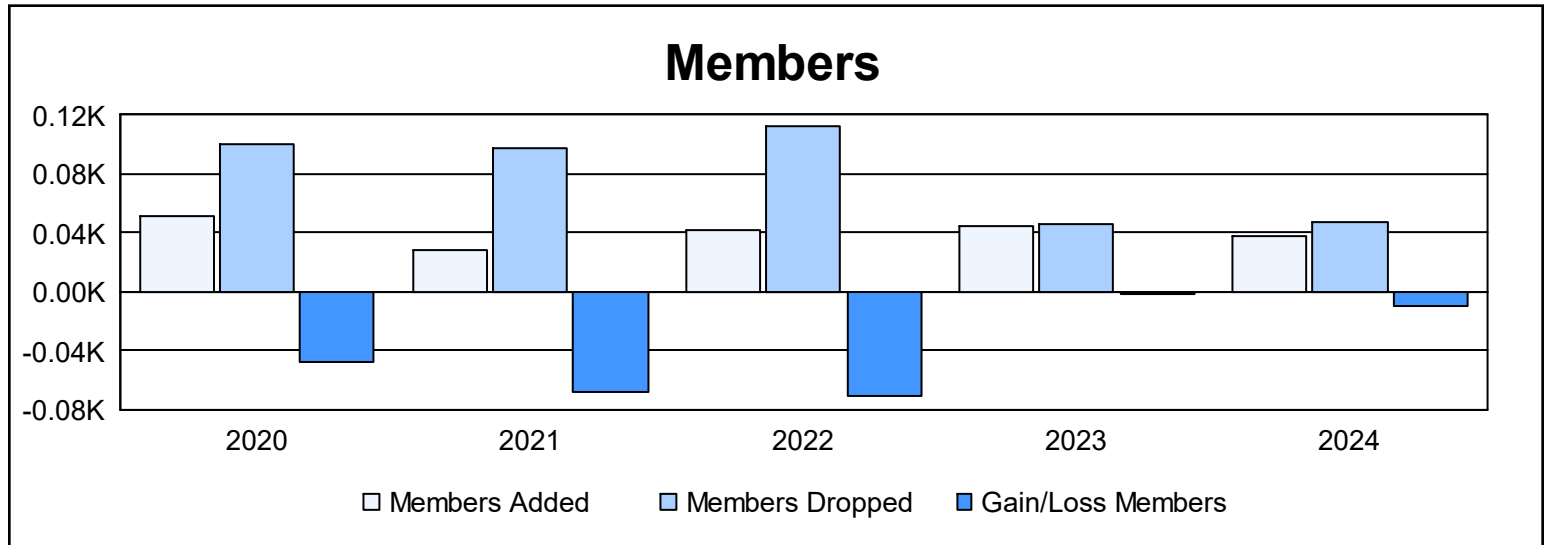
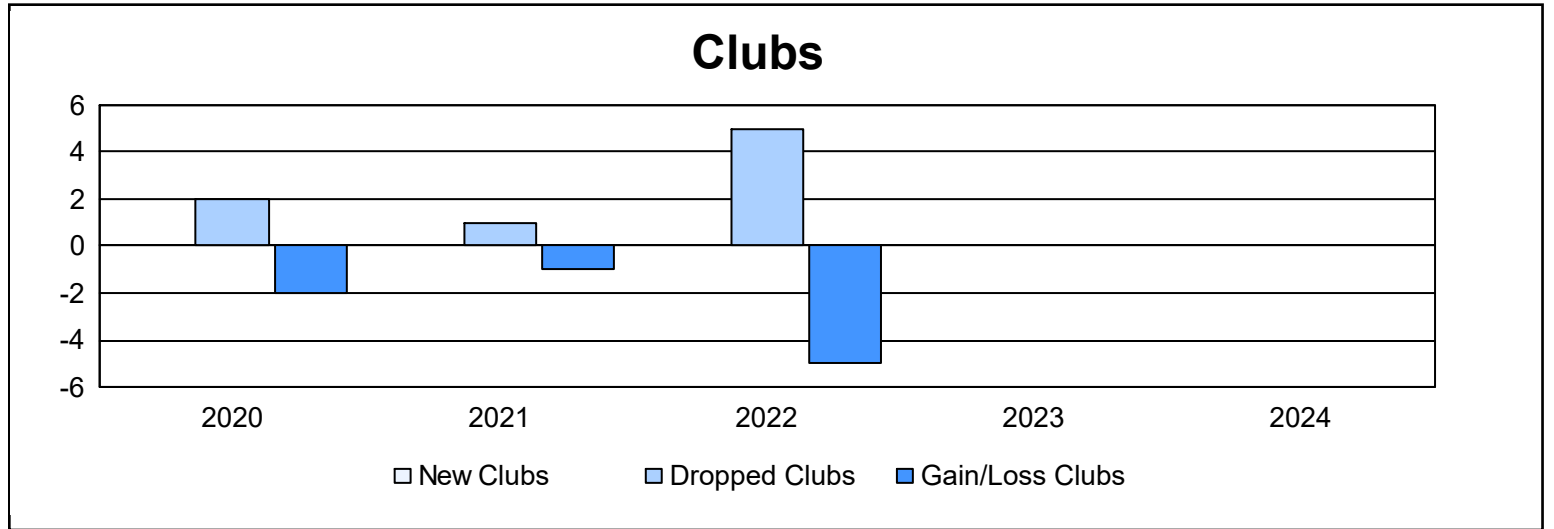
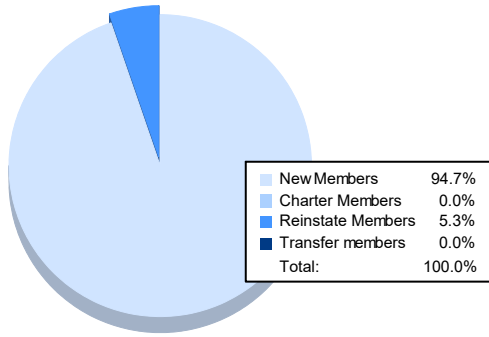


Year	New Clubs	Dropped Clubs	Gain/ Loss Clubs	New Members	Charter Members	Reinstate Members	Transfer Members	Total Member Added	Total Members Dropped	Gain/ Loss Members
2019-2020	0	2	-2	49	0	1	2	52	100	-48
2020-2021	0	1	-1	25	0	2	2	29	97	-68
2021-2022	0	5	-5	38	0	1	3	42	113	-71
2022-2023	0	0	0	38	0	4	2	44	46	-2
2023-2024	0	0	0	36	0	2	0	38	48	-10
<b>Average</b>	<b>0</b>	<b>2</b>	<b>-2</b>	<b>37</b>	<b>0</b>	<b>2</b>	<b>2</b>	<b>41</b>	<b>81</b>	<b>-40</b>



### Membership Composition June 2024 Cumulative



### Gender Composition June 2024 Cumulative

