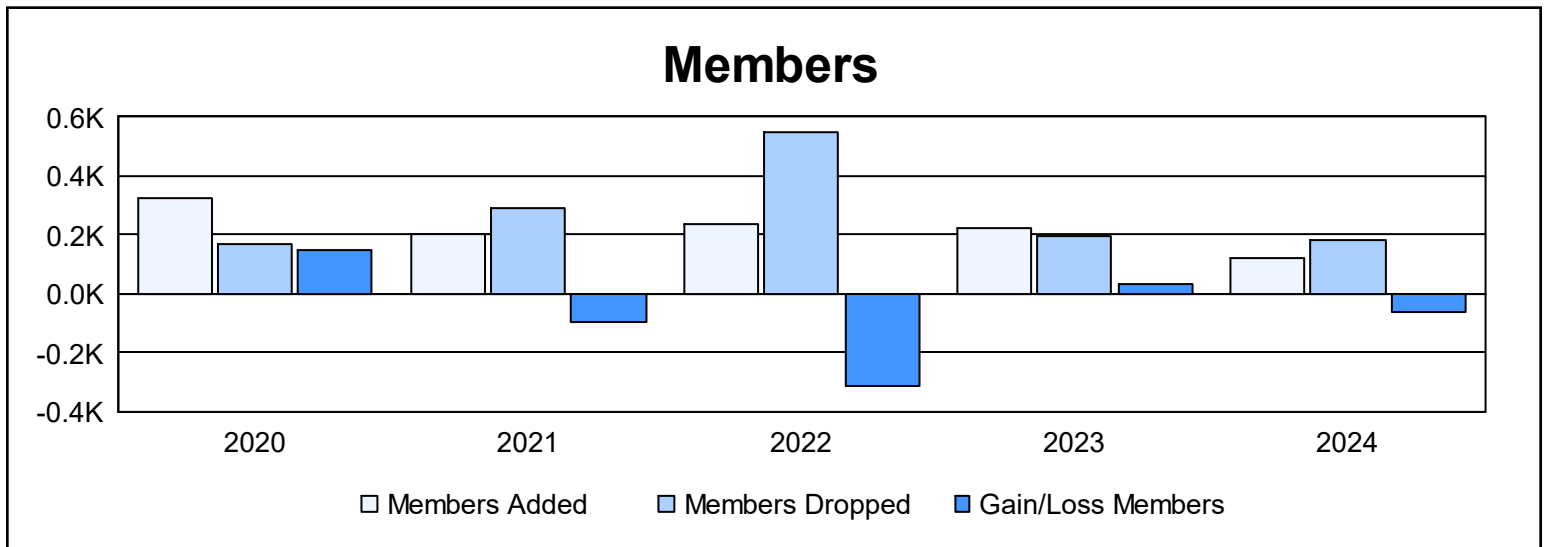
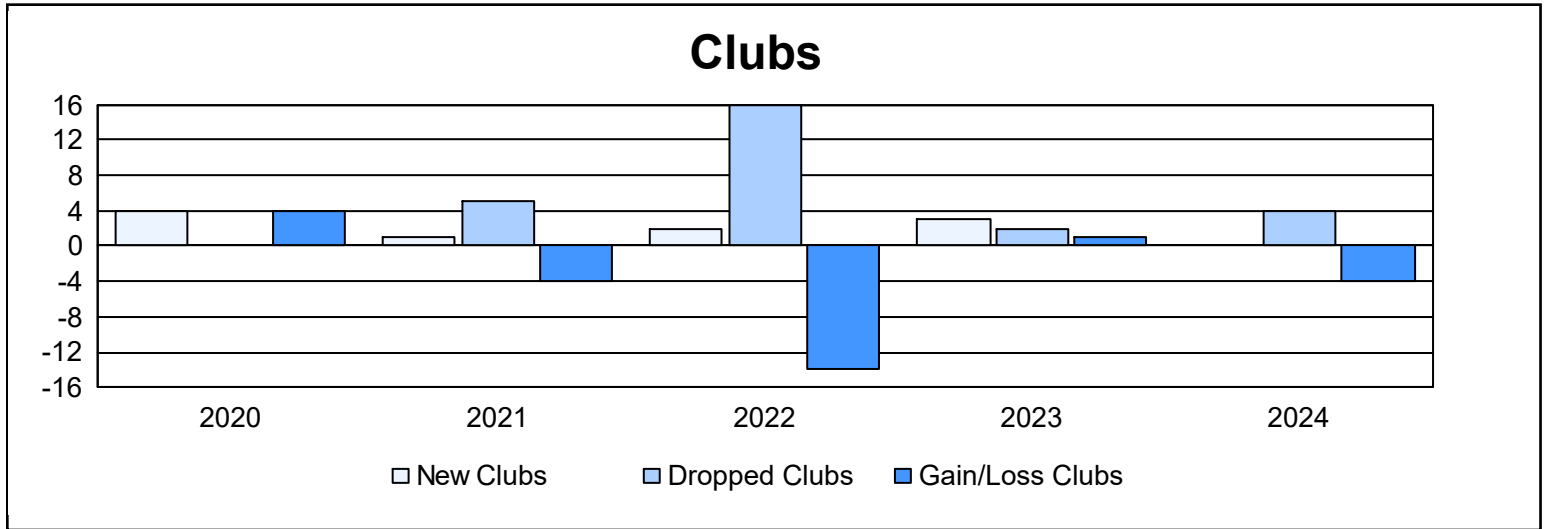
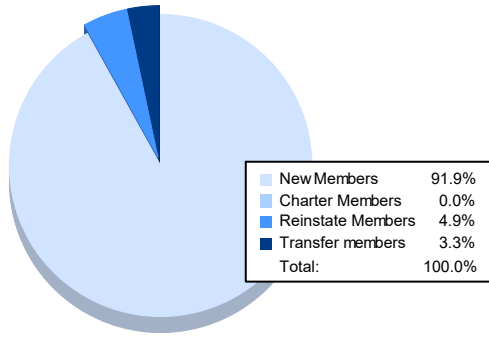


Year	New Clubs	Dropped Clubs	Gain/ Loss Clubs	New Members	Charter Members	Reinstate Members	Transfer Members	Total Member Added	Total Members Dropped	Gain/ Loss Members
2019-2020	4	0	4	215	85	14	9	323	172	151
2020-2021	1	5	-4	123	52	9	16	200	293	-93
2021-2022	2	16	-14	117	66	31	21	235	551	-316
2022-2023	3	2	1	138	72	4	9	223	193	30
2023-2024	0	4	-4	113	0	6	4	123	182	-59
<b>Average</b>	<b>2</b>	<b>5</b>	<b>-3</b>	<b>141</b>	<b>55</b>	<b>13</b>	<b>12</b>	<b>221</b>	<b>278</b>	<b>-57</b>



### Membership Composition June 2024 Cumulative



### Gender Composition June 2024 Cumulative

