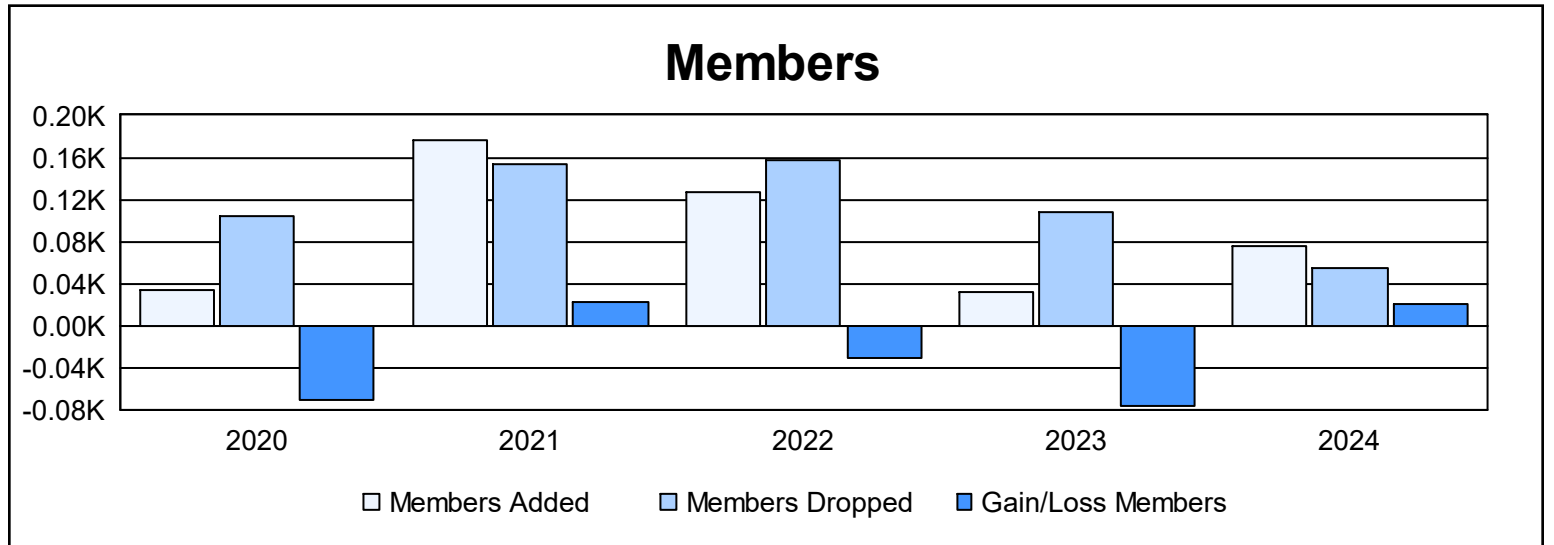
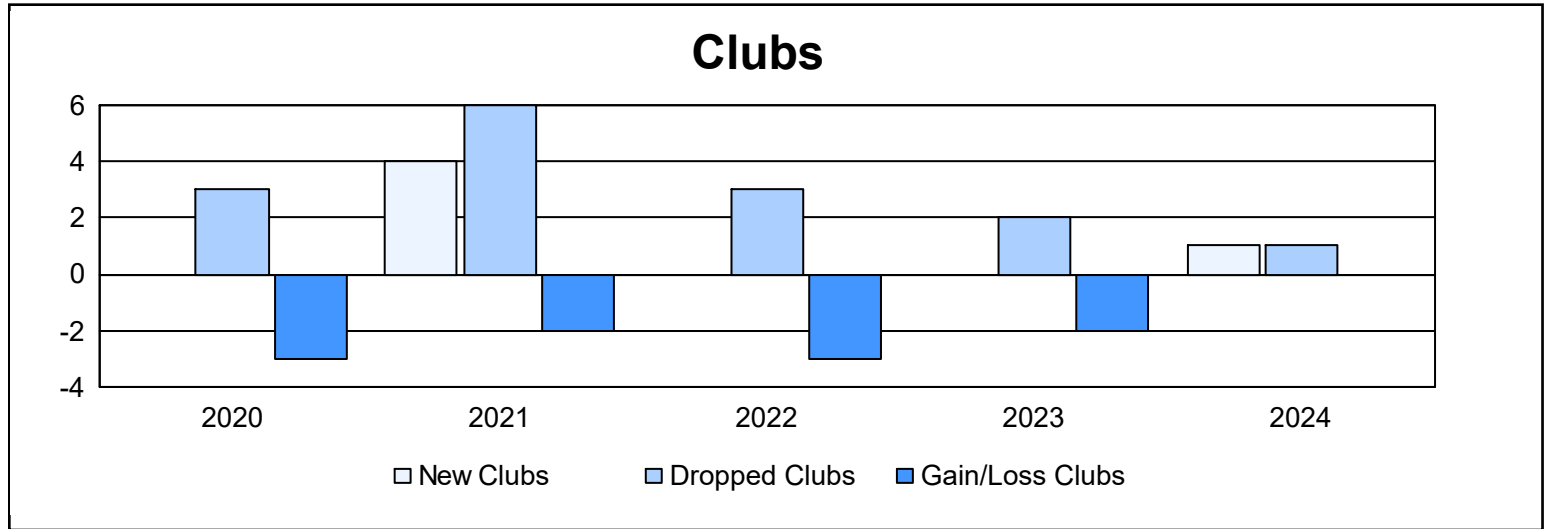
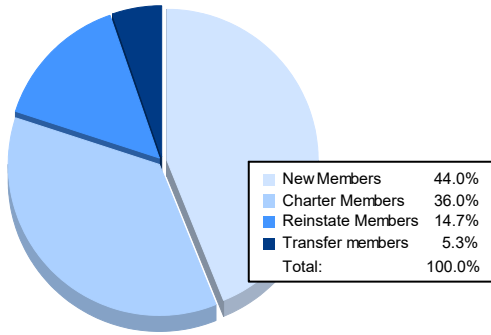


Year	New Clubs	Dropped Clubs	Gain/ Loss Clubs	New Members	Charter Members	Reinstate Members	Transfer Members	Total Member Added	Total Members Dropped	Gain/ Loss Members
2019-2020	0	3	-3	25	0	8	0	33	104	-71
2020-2021	4	6	-2	56	87	29	5	177	154	23
2021-2022	0	3	-3	67	3	54	2	126	157	-31
2022-2023	0	2	-2	24	1	1	5	31	107	-76
2023-2024	1	1	0	33	27	11	4	75	55	20
<b>Average</b>	<b>1</b>	<b>3</b>	<b>-2</b>	<b>41</b>	<b>24</b>	<b>21</b>	<b>3</b>	<b>88</b>	<b>115</b>	<b>-27</b>



### Membership Composition June 2024 Cumulative



### Gender Composition June 2024 Cumulative

