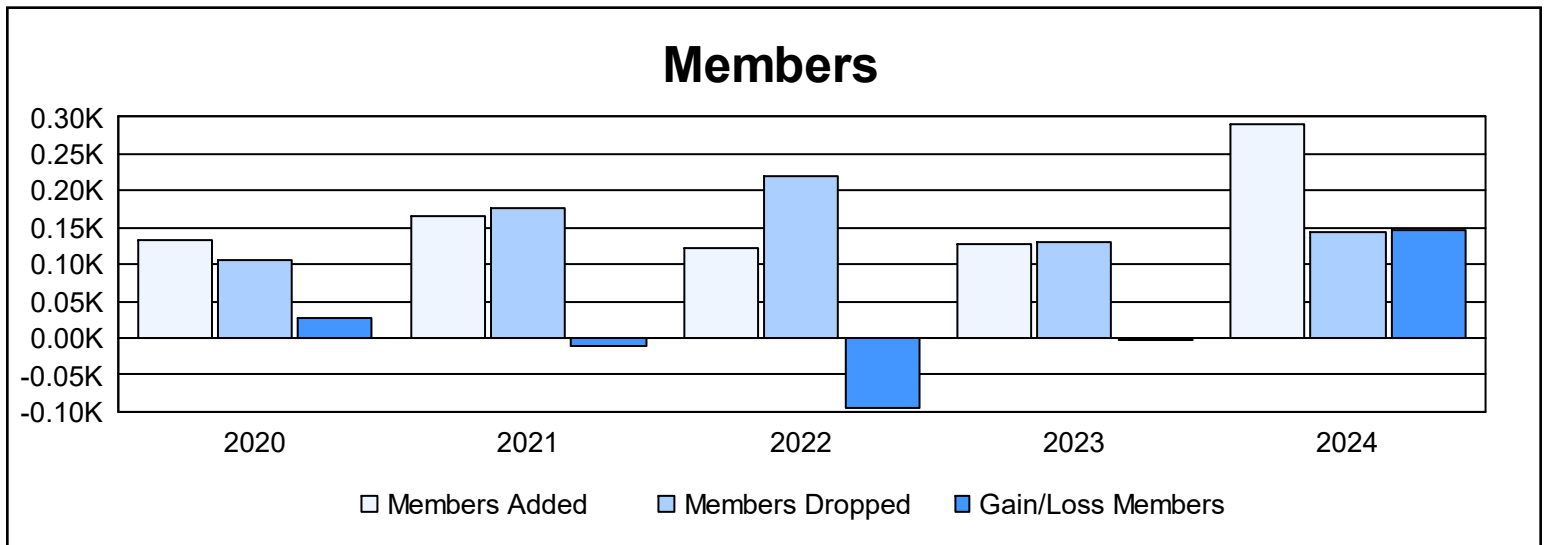
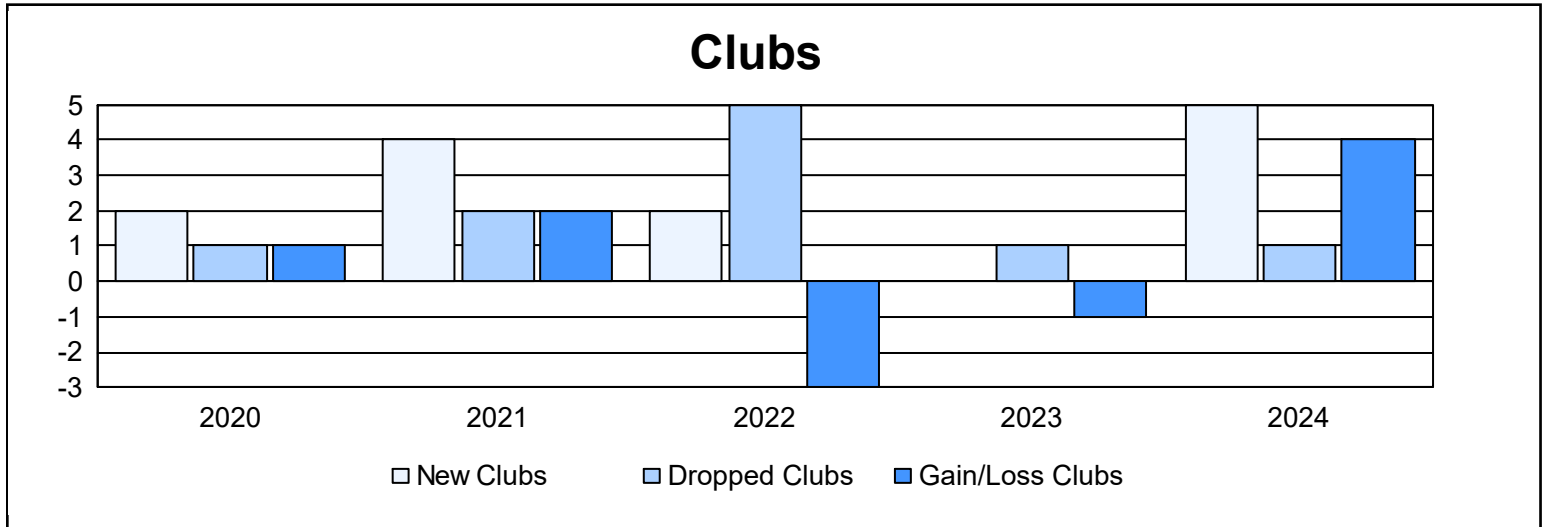
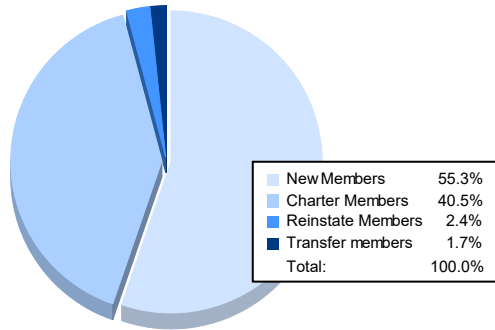


Year	New Clubs	Dropped Clubs	Gain/ Loss Clubs	New Members	Charter Members	Reinstate Members	Transfer Members	Total Member Added	Total Members Dropped	Gain/ Loss Members
2019-2020	2	1	1	73	49	9	3	134	106	28
2020-2021	4	2	2	57	102	3	3	165	176	-11
2021-2022	2	5	-3	72	43	6	2	123	219	-96
2022-2023	0	1	-1	106	9	4	8	127	131	-4
2023-2024	5	1	4	161	118	7	5	291	144	147
<b>Average</b>	<b>3</b>	<b>2</b>	<b>1</b>	<b>94</b>	<b>64</b>	<b>6</b>	<b>4</b>	<b>168</b>	<b>155</b>	<b>13</b>



### Membership Composition June 2024 Cumulative



### Gender Composition June 2024 Cumulative

