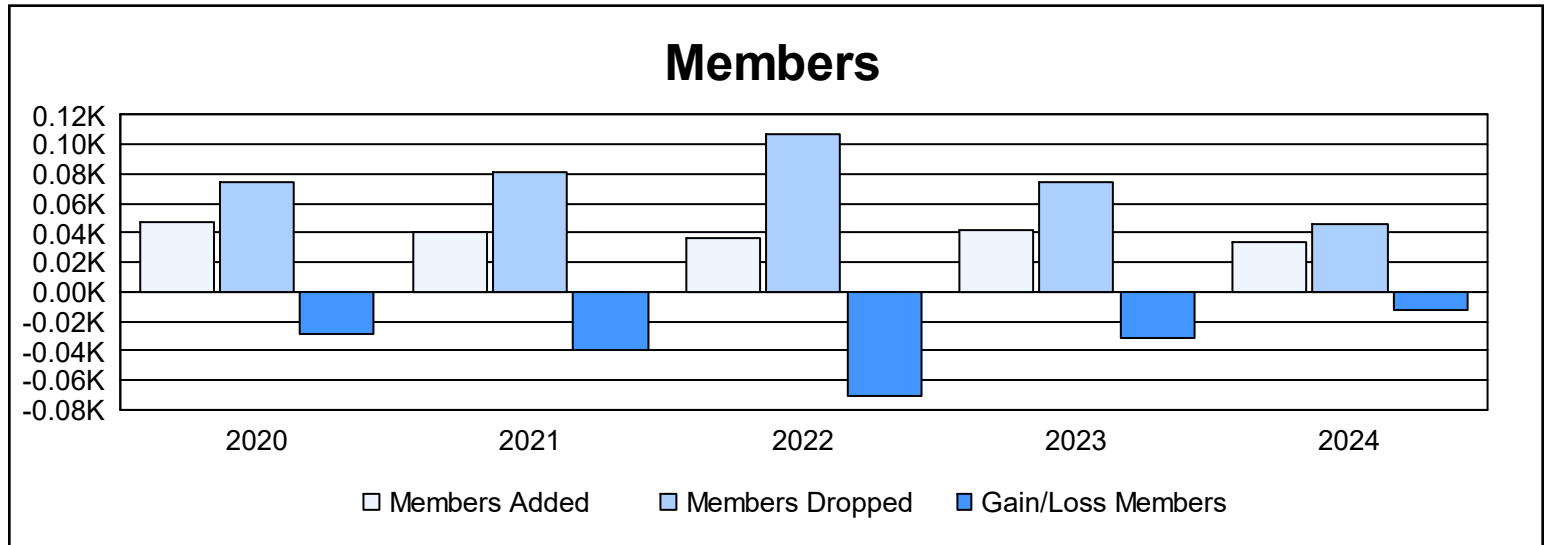
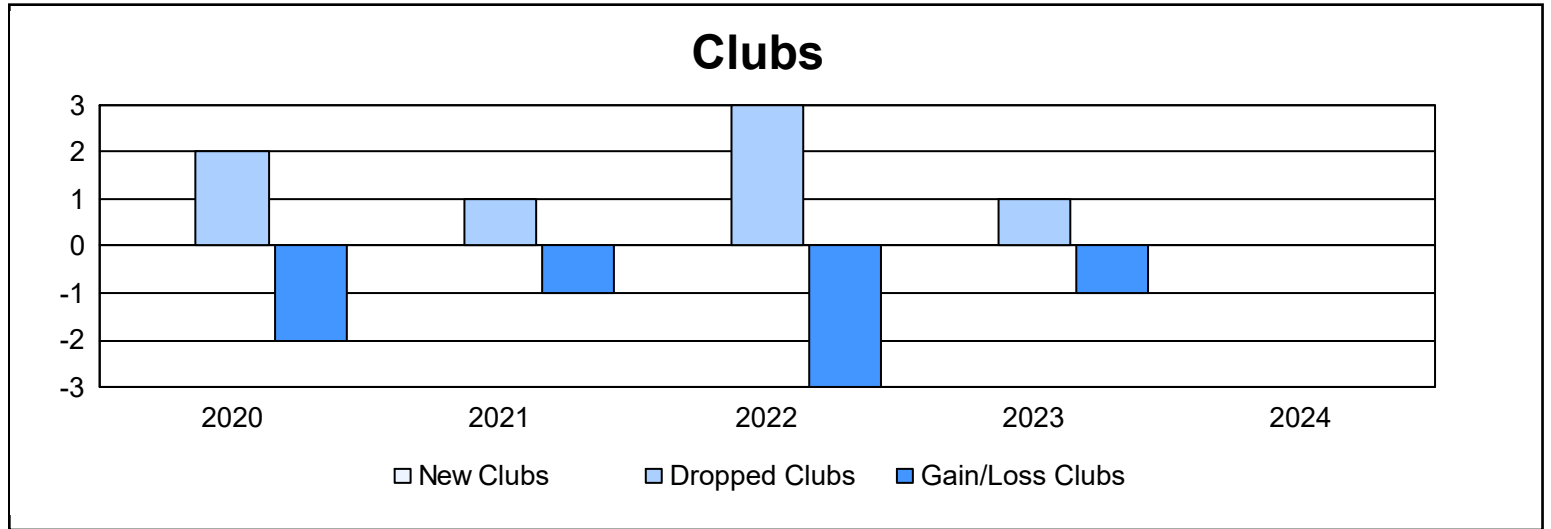
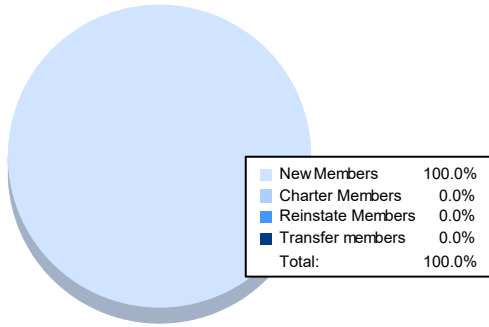


Year	New Clubs	Dropped Clubs	Gain/ Loss Clubs	New Members	Charter Members	Reinstate Members	Transfer Members	Total Member Added	Total Members Dropped	Gain/ Loss Members
2019-2020	0	2	-2	43	0	4	0	47	75	-28
2020-2021	0	1	-1	10	0	31	0	41	81	-40
2021-2022	0	3	-3	23	0	11	2	36	107	-71
2022-2023	0	1	-1	36	0	4	2	42	74	-32
2023-2024	0	0	0	34	0	0	0	34	46	-12
<b>Average</b>	<b>0</b>	<b>1</b>	<b>-1</b>	<b>29</b>	<b>0</b>	<b>10</b>	<b>1</b>	<b>40</b>	<b>77</b>	<b>-37</b>



### Membership Composition June 2024 Cumulative



### Gender Composition June 2024 Cumulative

