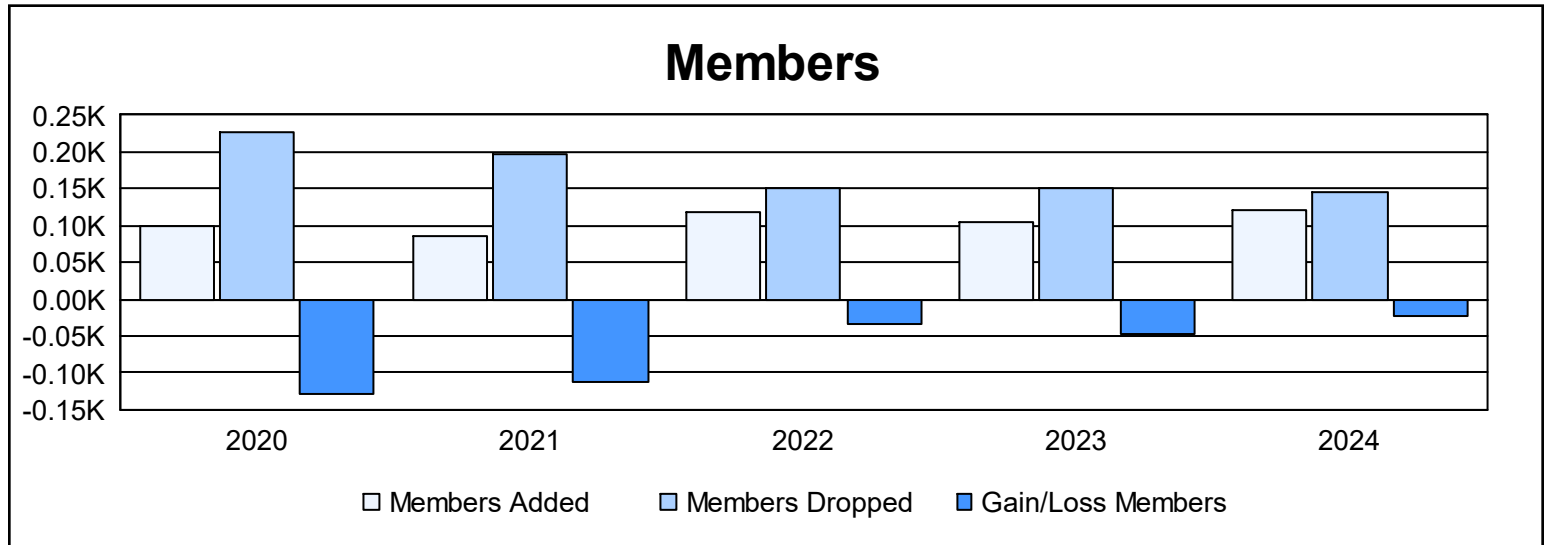
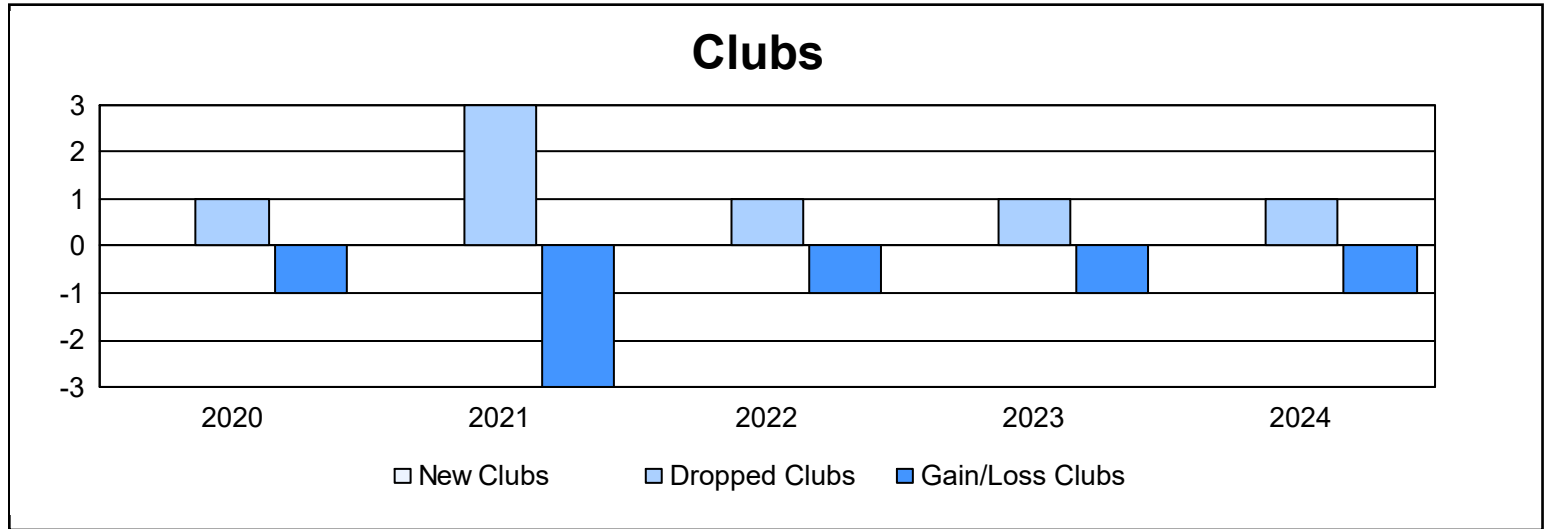
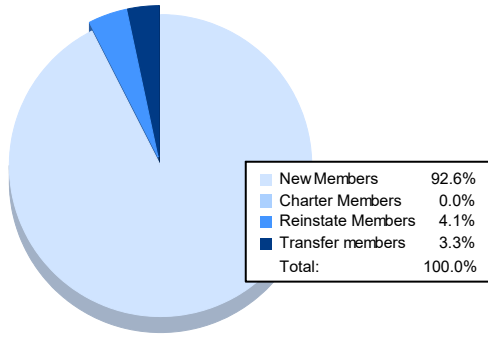


Year	New Clubs	Dropped Clubs	Gain/ Loss Clubs	New Members	Charter Members	Reinstate Members	Transfer Members	Total Member Added	Total Members Dropped	Gain/ Loss Members
2019-2020	0	1	-1	80	5	8	6	99	228	-129
2020-2021	0	3	-3	64	0	6	15	85	198	-113
2021-2022	0	1	-1	110	2	2	3	117	152	-35
2022-2023	0	1	-1	92	0	8	5	105	152	-47
2023-2024	0	1	-1	113	0	5	4	122	146	-24
<b>Average</b>	<b>0</b>	<b>1</b>	<b>-1</b>	<b>92</b>	<b>1</b>	<b>6</b>	<b>7</b>	<b>106</b>	<b>175</b>	<b>-70</b>



### Membership Composition June 2024 Cumulative



### Gender Composition June 2024 Cumulative

