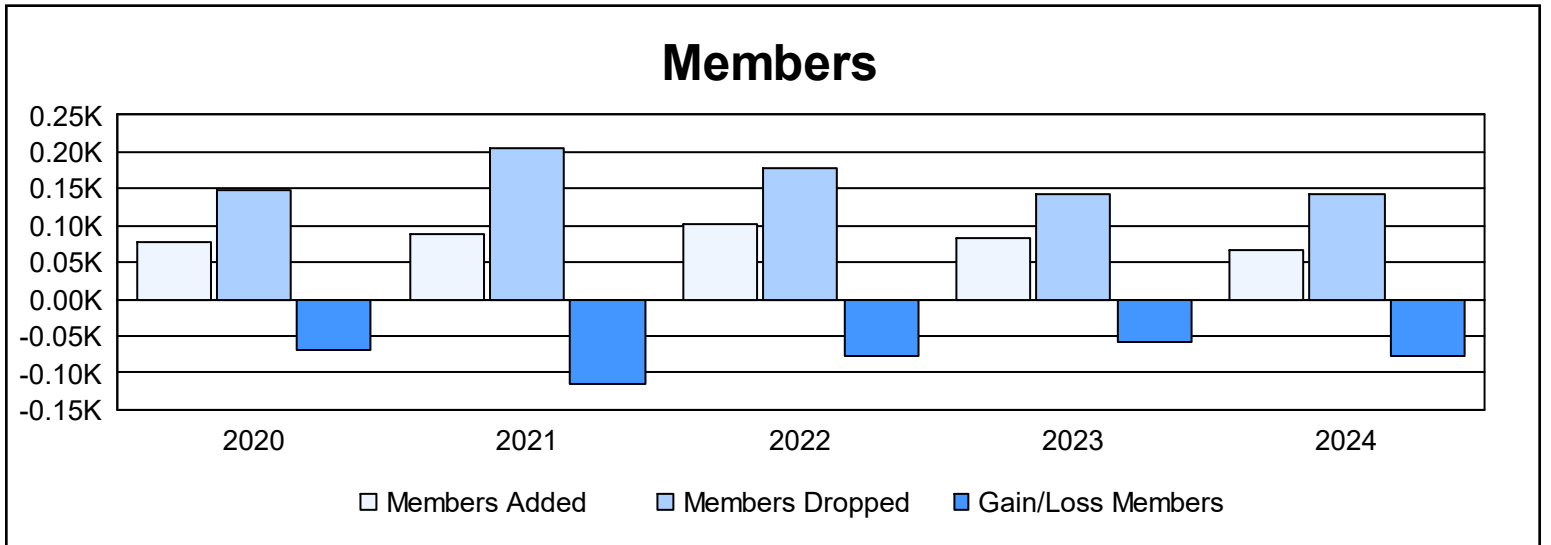
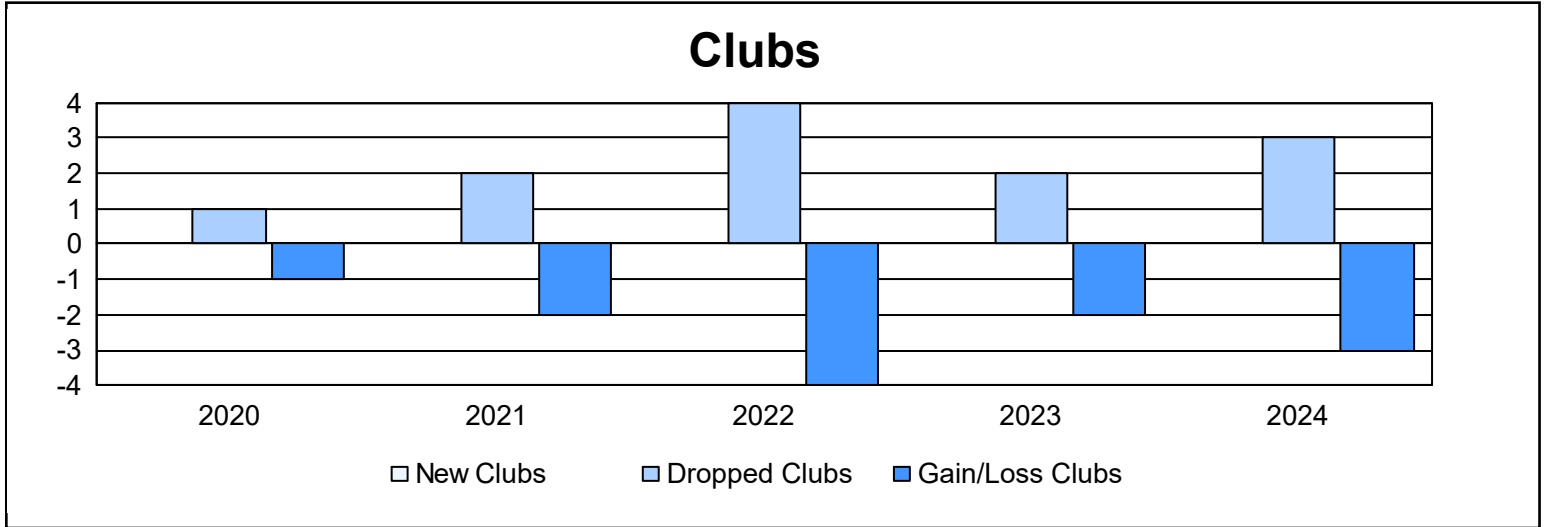
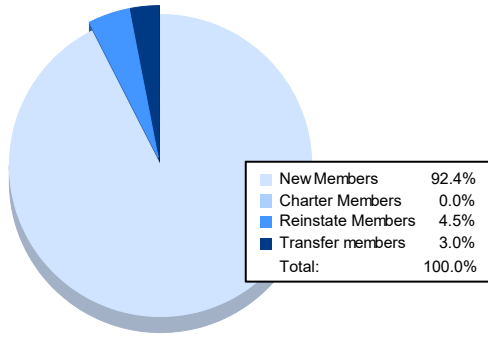


Year	New Clubs	Dropped Clubs	Gain/ Loss Clubs	New Members	Charter Members	Reinstate Members	Transfer Members	Total Member Added	Total Members Dropped	Gain/ Loss Members
2019-2020	0	1	-1	69	1	2	5	77	147	-70
2020-2021	0	2	-2	83	1	3	2	89	204	-115
2021-2022	0	4	-4	88	0	2	13	103	179	-76
2022-2023	0	2	-2	79	0	2	2	83	142	-59
2023-2024	0	3	-3	61	0	3	2	66	143	-77
<b>Average</b>	<b>0</b>	<b>2</b>	<b>-2</b>	<b>76</b>	<b>0</b>	<b>2</b>	<b>5</b>	<b>84</b>	<b>163</b>	<b>-79</b>



### Membership Composition June 2024 Cumulative



### Gender Composition June 2024 Cumulative

