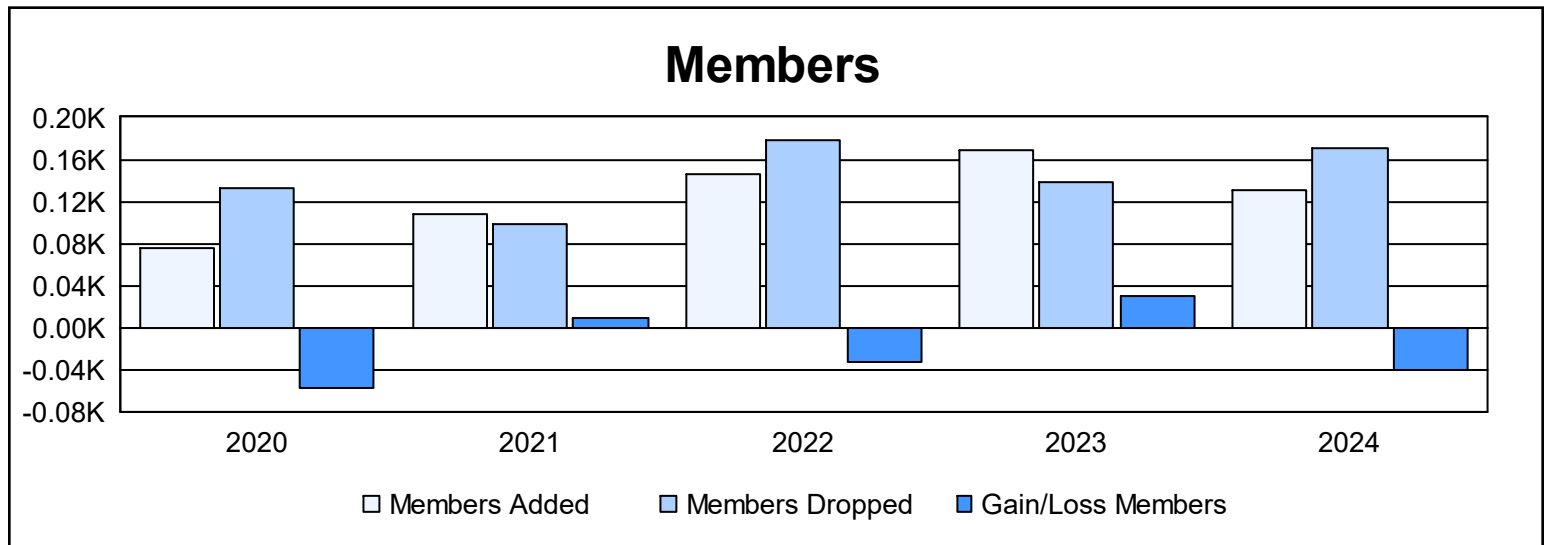
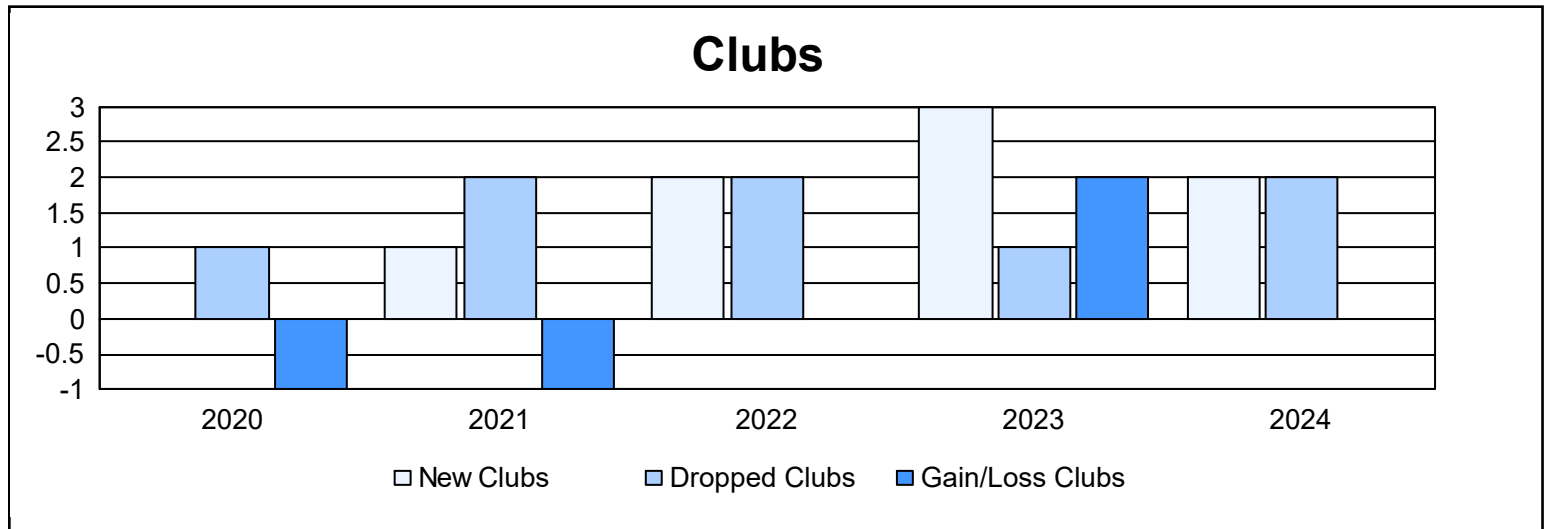
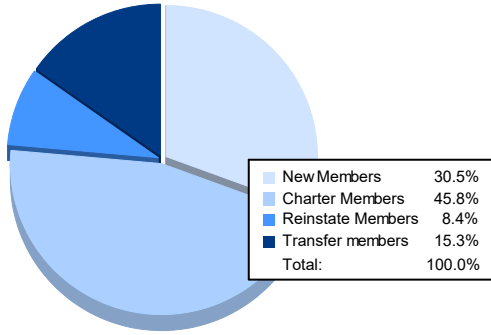


Year	New Clubs	Dropped Clubs	Gain/ Loss Clubs	New Members	Charter Members	Reinstate Members	Transfer Members	Total Member Added	Total Members Dropped	Gain/ Loss Members
2019-2020	0	1	-1	63	1	2	10	76	133	-57
2020-2021	1	2	-1	74	29	2	3	108	99	9
2021-2022	2	2	0	79	48	4	15	146	178	-32
2022-2023	3	1	2	84	64	11	10	169	139	30
2023-2024	2	2	0	40	60	11	20	131	171	-40
<b>Average</b>	<b>2</b>	<b>2</b>	<b>0</b>	<b>68</b>	<b>40</b>	<b>6</b>	<b>12</b>	<b>126</b>	<b>144</b>	<b>-18</b>



### Membership Composition June 2024 Cumulative



### Gender Composition June 2024 Cumulative

