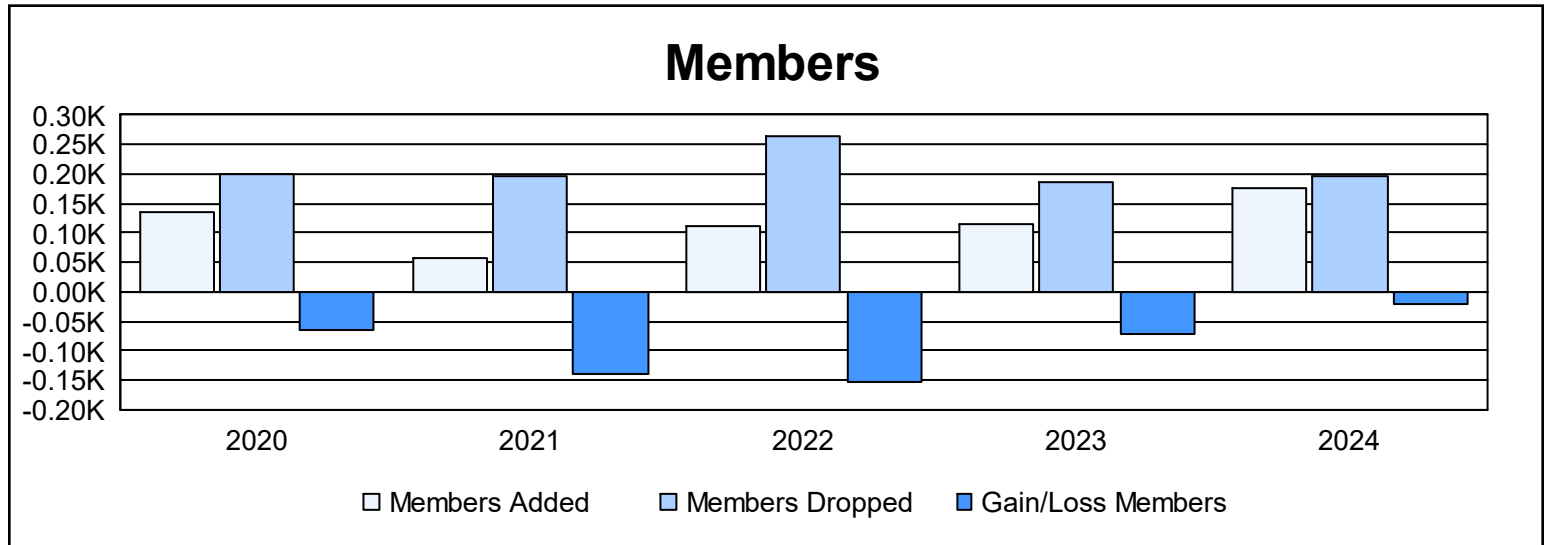
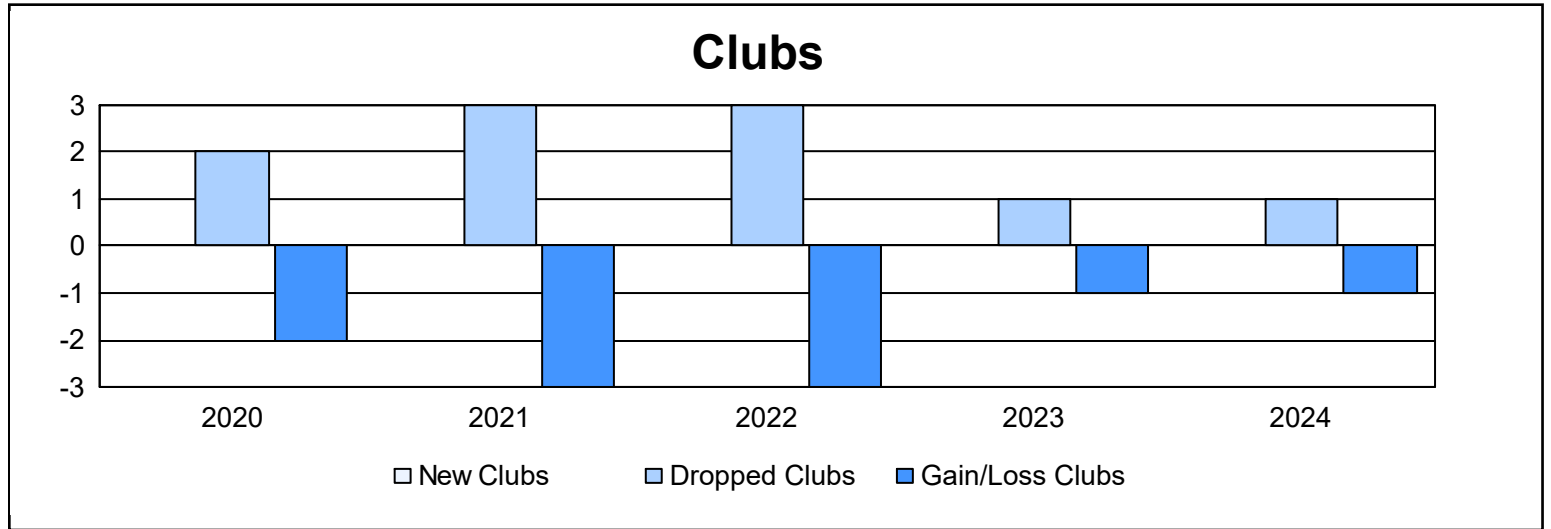
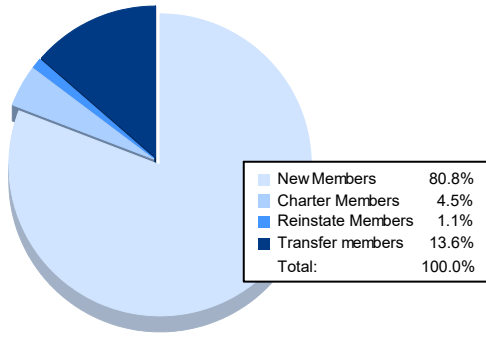


Year	New Clubs	Dropped Clubs	Gain/ Loss Clubs	New Members	Charter Members	Reinstate Members	Transfer Members	Total Member Added	Total Members Dropped	Gain/ Loss Members
2019-2020	0	2	-2	83	5	6	41	135	200	-65
2020-2021	0	3	-3	40	2	1	13	56	195	-139
2021-2022	0	3	-3	79	12	2	18	111	265	-154
2022-2023	0	1	-1	110	0	2	3	115	187	-72
2023-2024	0	1	-1	143	8	2	24	177	198	-21
<b>Average</b>	<b>0</b>	<b>2</b>	<b>-2</b>	<b>91</b>	<b>5</b>	<b>3</b>	<b>20</b>	<b>119</b>	<b>209</b>	<b>-90</b>



### Membership Composition June 2024 Cumulative



### Gender Composition June 2024 Cumulative

