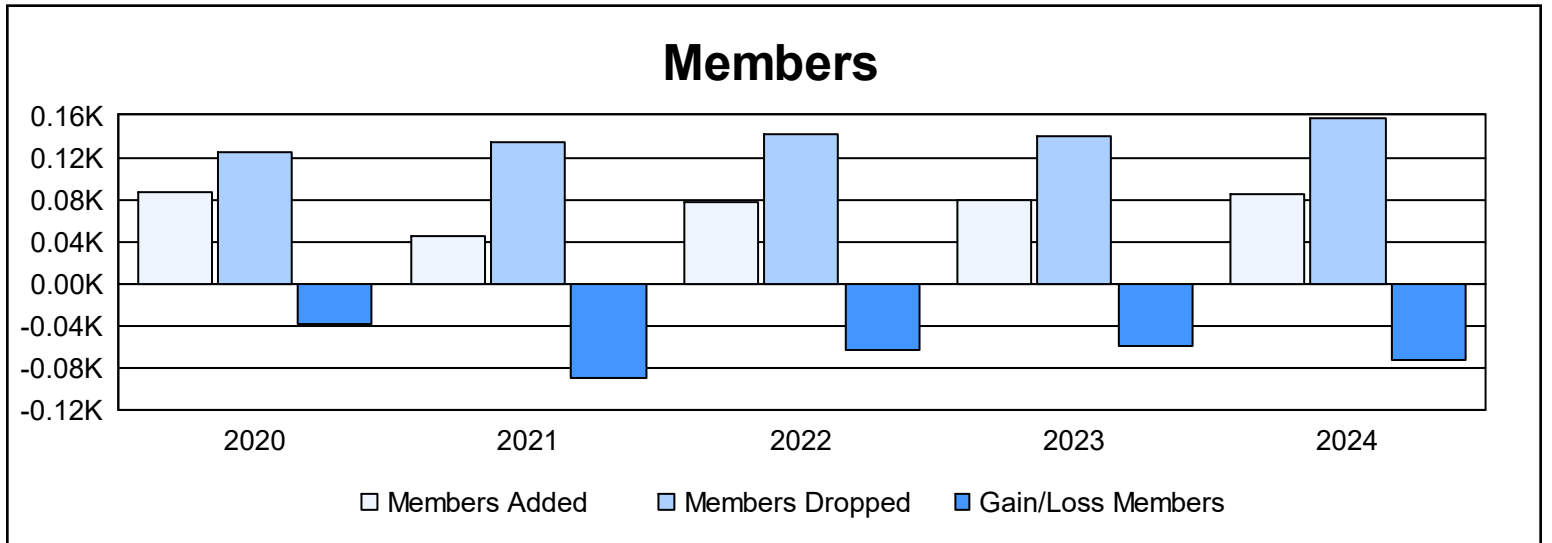
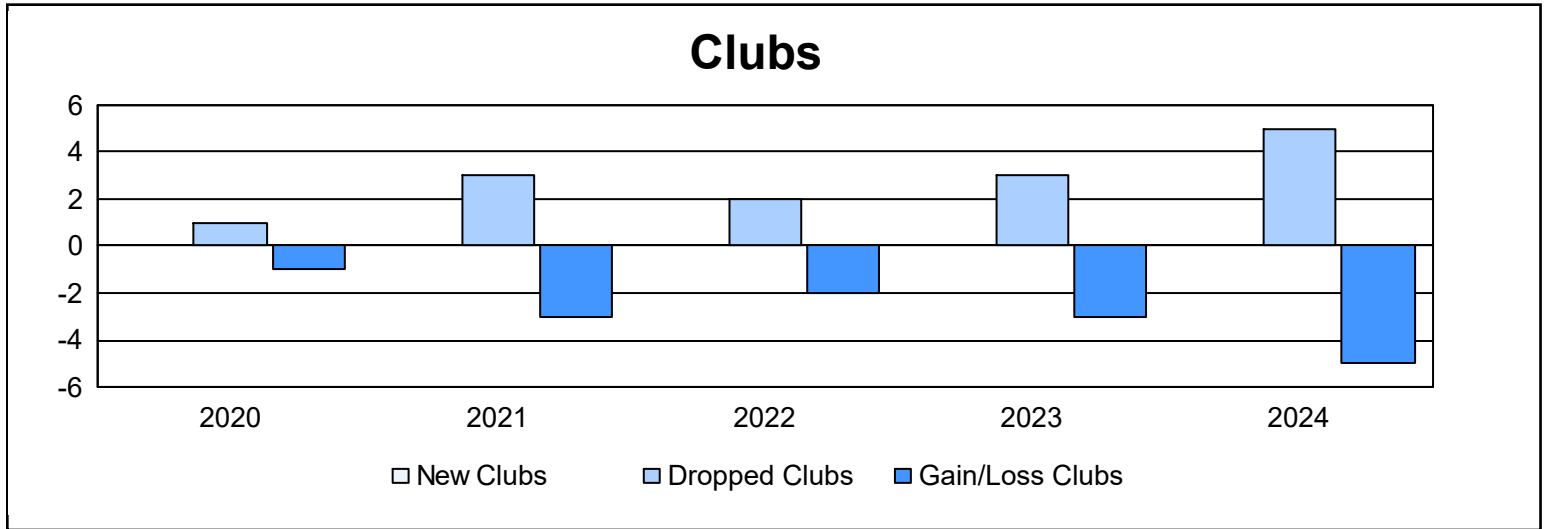
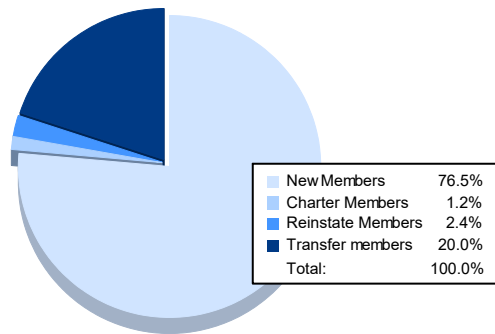


Year	New Clubs	Dropped Clubs	Gain/ Loss Clubs	New Members	Charter Members	Reinstate Members	Transfer Members	Total Member Added	Total Members Dropped	Gain/ Loss Members
2019-2020	0	1	-1	81	0	0	6	87	125	-38
2020-2021	0	3	-3	37	1	1	6	45	135	-90
2021-2022	0	2	-2	65	1	3	9	78	141	-63
2022-2023	0	3	-3	72	0	3	5	80	140	-60
2023-2024	0	5	-5	65	1	2	17	85	158	-73
<b>Average</b>	<b>0</b>	<b>3</b>	<b>-3</b>	<b>64</b>	<b>1</b>	<b>2</b>	<b>9</b>	<b>75</b>	<b>140</b>	<b>-65</b>



### Membership Composition June 2024 Cumulative



### Gender Composition June 2024 Cumulative

