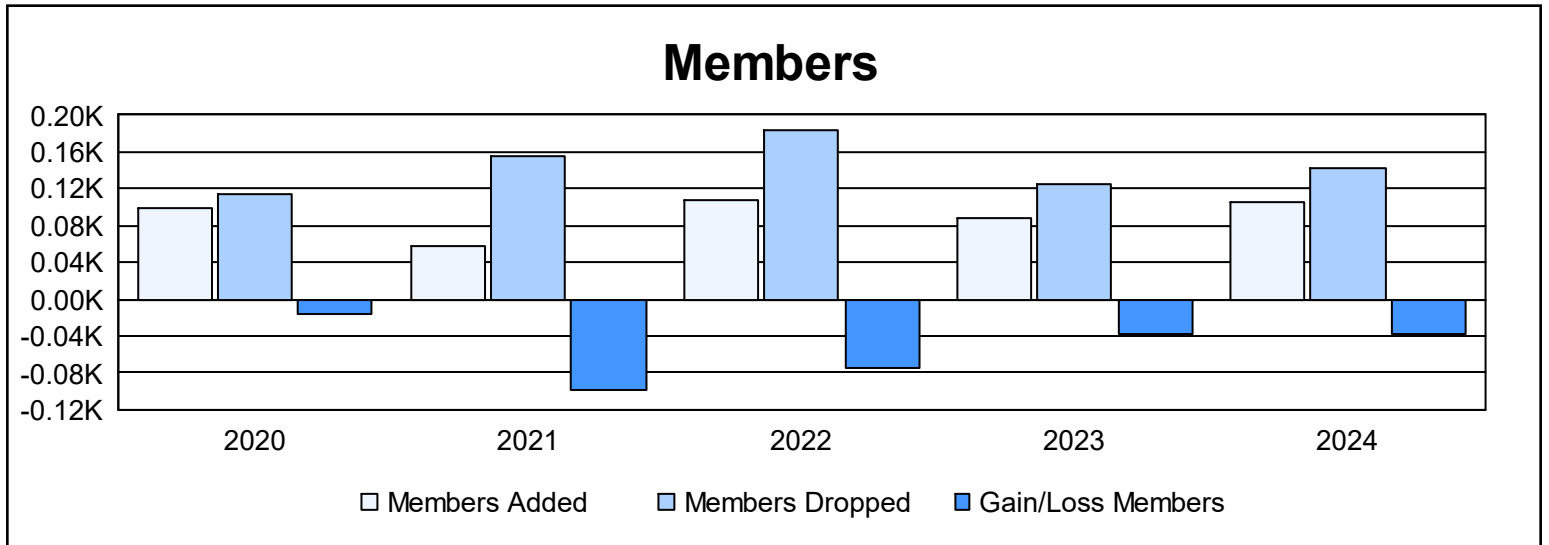
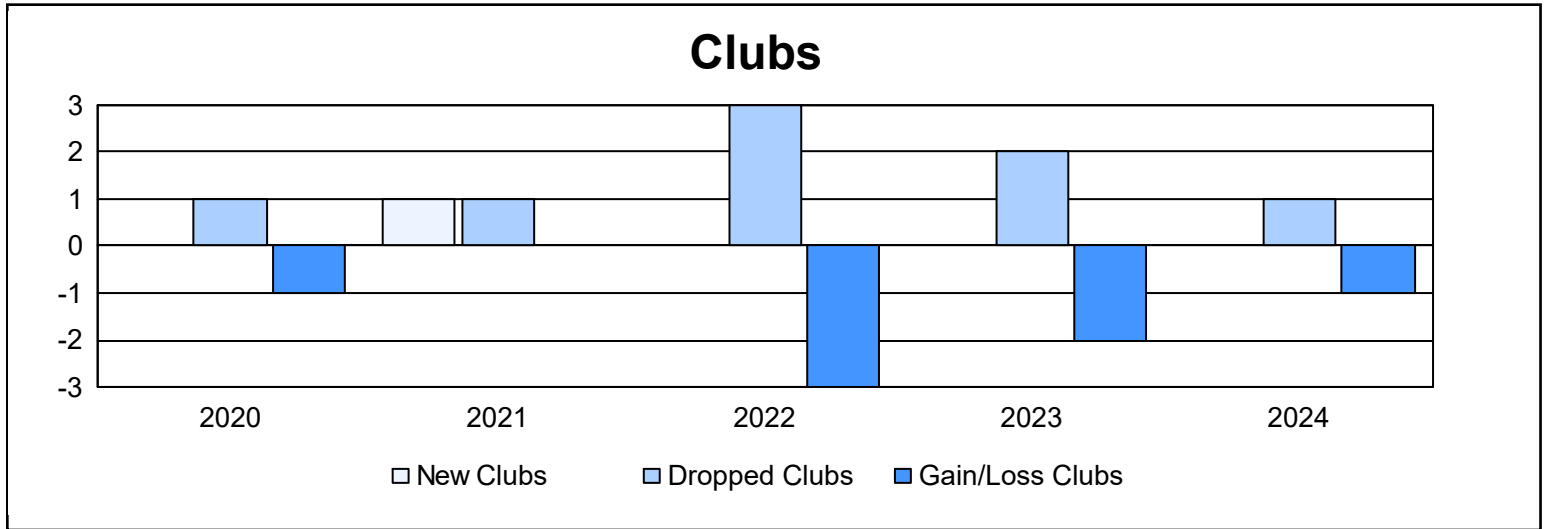
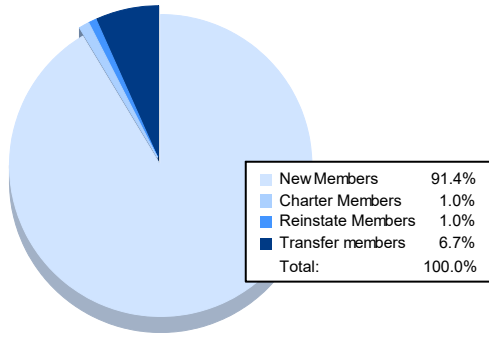


Year	New Clubs	Dropped Clubs	Gain/ Loss Clubs	New Members	Charter Members	Reinstate Members	Transfer Members	Total Member Added	Total Members Dropped	Gain/ Loss Members
2019-2020	0	1	-1	85	0	0	14	99	115	-16
2020-2021	1	1	0	30	23	1	4	58	156	-98
2021-2022	0	3	-3	84	3	0	21	108	183	-75
2022-2023	0	2	-2	86	0	2	1	89	126	-37
2023-2024	0	1	-1	96	1	1	7	105	142	-37
<b>Average</b>	<b>0</b>	<b>2</b>	<b>-1</b>	<b>76</b>	<b>5</b>	<b>1</b>	<b>9</b>	<b>92</b>	<b>144</b>	<b>-53</b>



### Membership Composition June 2024 Cumulative



### Gender Composition June 2024 Cumulative

