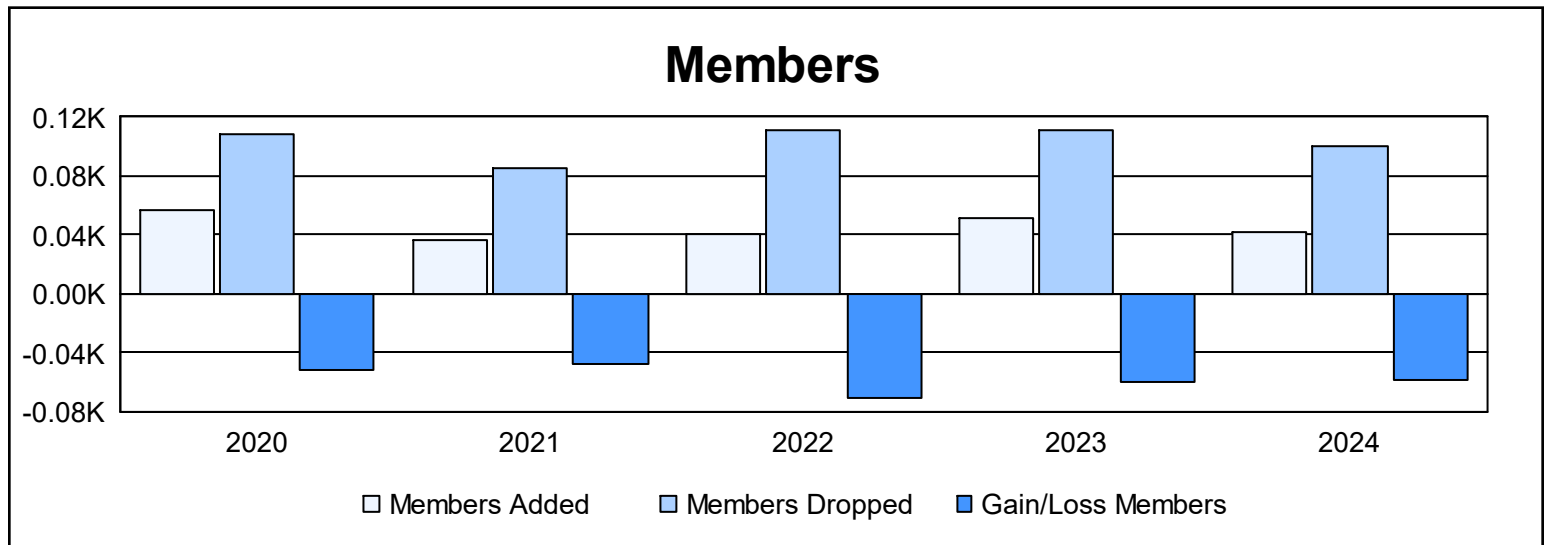
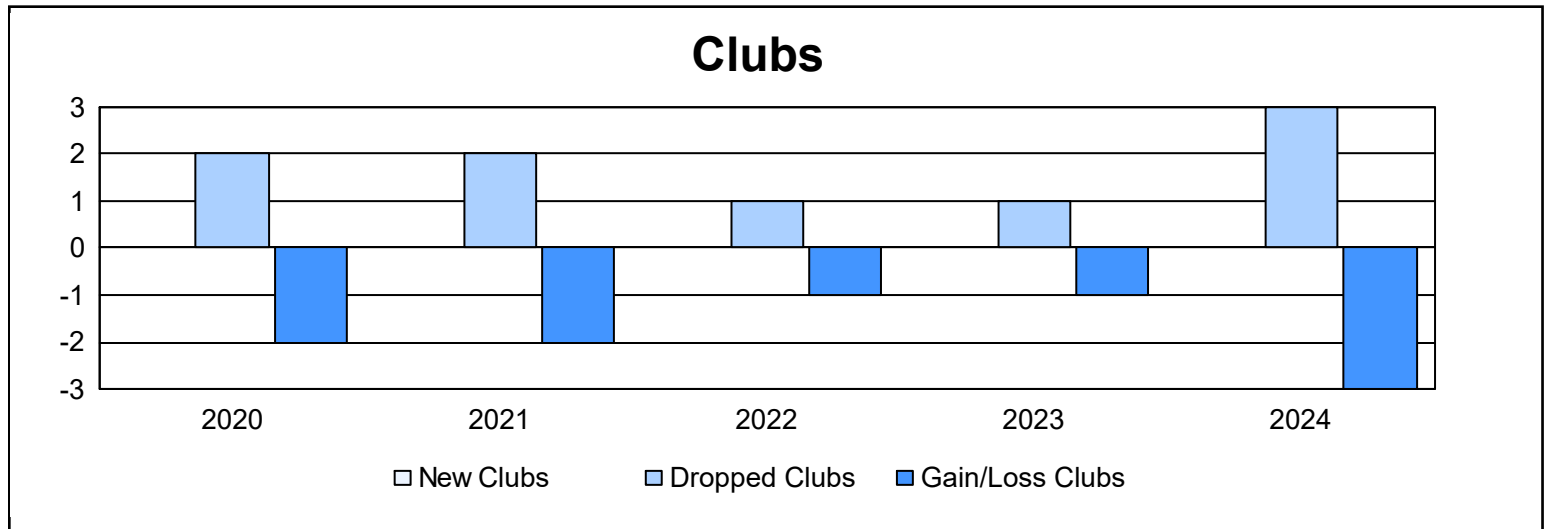
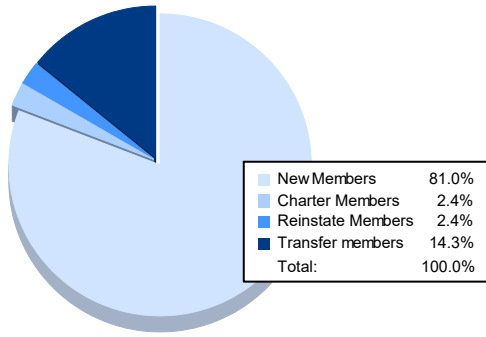


| Year | New Clubs | Dropped Clubs | Gain/ Loss Clubs | New Members | Charter Members | Reinstate Members | Transfer Members | Total Member Added | Total Members Dropped | Gain/ Loss Members |
|----------------|-----------|---------------|------------------|-------------|-----------------|-------------------|------------------|--------------------|-----------------------|--------------------|
| 2019-2020 | 0 | 2 | -2 | 51 | 0 | 0 | 6 | 57 | 109 | -52 |
| 2020-2021 | 0 | 2 | -2 | 32 | 1 | 0 | 4 | 37 | 85 | -48 |
| 2021-2022 | 0 | 1 | -1 | 35 | 0 | 3 | 2 | 40 | 111 | -71 |
| 2022-2023 | 0 | 1 | -1 | 45 | 0 | 0 | 6 | 51 | 111 | -60 |
| 2023-2024 | 0 | 3 | -3 | 34 | 1 | 1 | 6 | 42 | 100 | -58 |
| Average | 0 | 2 | -2 | 39 | 0 | 1 | 5 | 45 | 103 | -58 |



Membership Composition June 2024 Cumulative



Gender Composition June 2024 Cumulative

