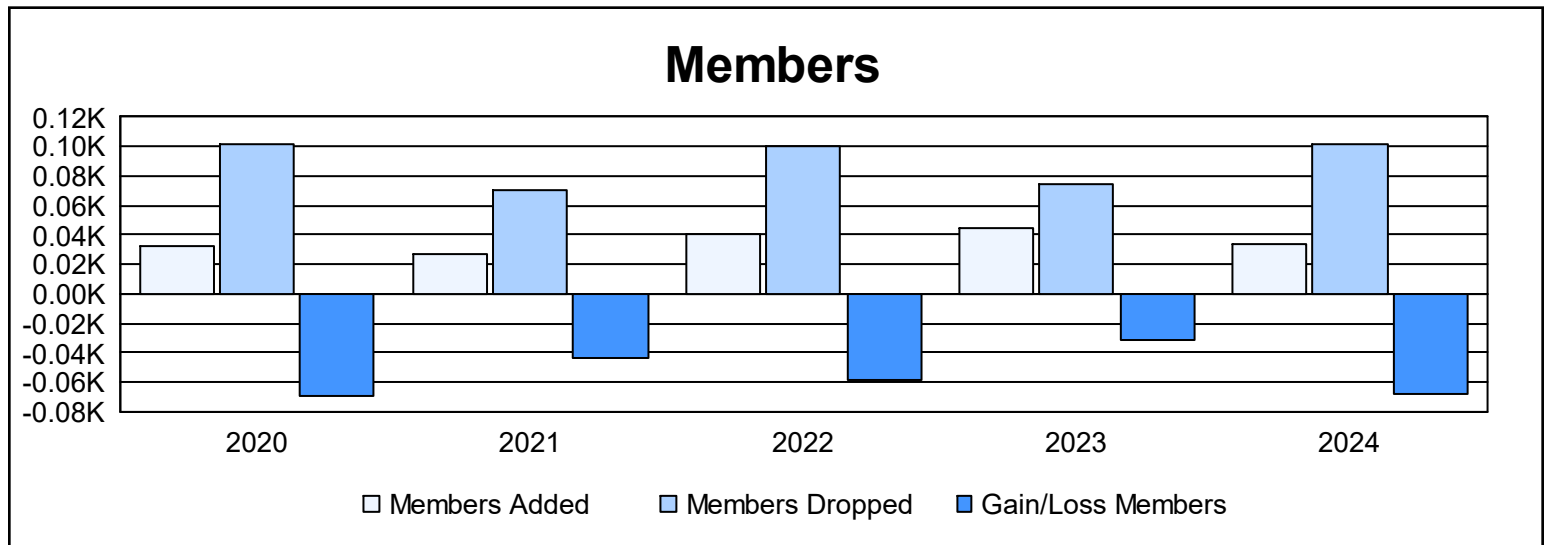
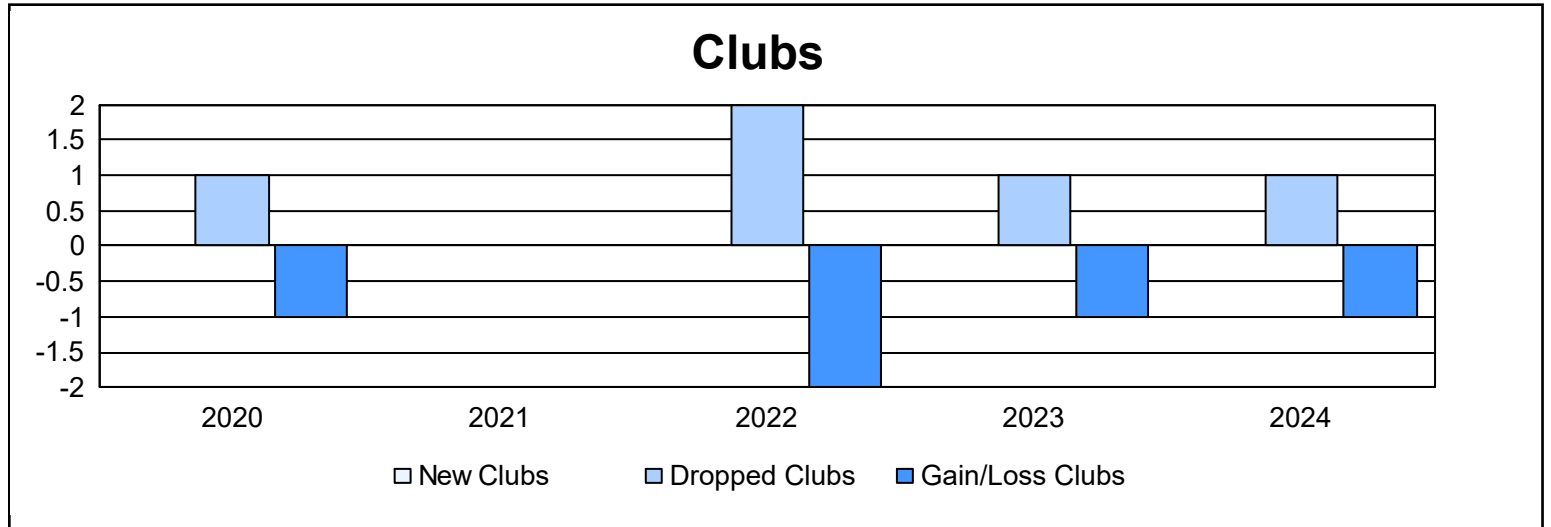
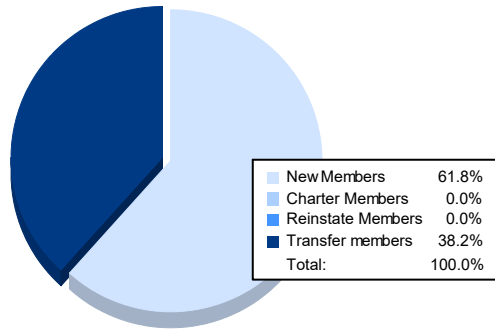


| Year | New Clubs | Dropped Clubs | Gain/ Loss Clubs | New Members | Charter Members | Reinstate Members | Transfer Members | Total Member Added | Total Members Dropped | Gain/ Loss Members |
|----------------|-----------|---------------|------------------|-------------|-----------------|-------------------|------------------|--------------------|-----------------------|--------------------|
| 2019-2020 | 0 | 1 | -1 | 33 | 0 | 0 | 0 | 33 | 102 | -69 |
| 2020-2021 | 0 | 0 | 0 | 23 | 0 | 1 | 3 | 27 | 71 | -44 |
| 2021-2022 | 0 | 2 | -2 | 38 | 0 | 1 | 2 | 41 | 100 | -59 |
| 2022-2023 | 0 | 1 | -1 | 41 | 1 | 1 | 1 | 44 | 75 | -31 |
| 2023-2024 | 0 | 1 | -1 | 21 | 0 | 0 | 13 | 34 | 102 | -68 |
| Average | 0 | 1 | -1 | 31 | 0 | 1 | 4 | 36 | 90 | -54 |



Membership Composition June 2024 Cumulative



Gender Composition June 2024 Cumulative

