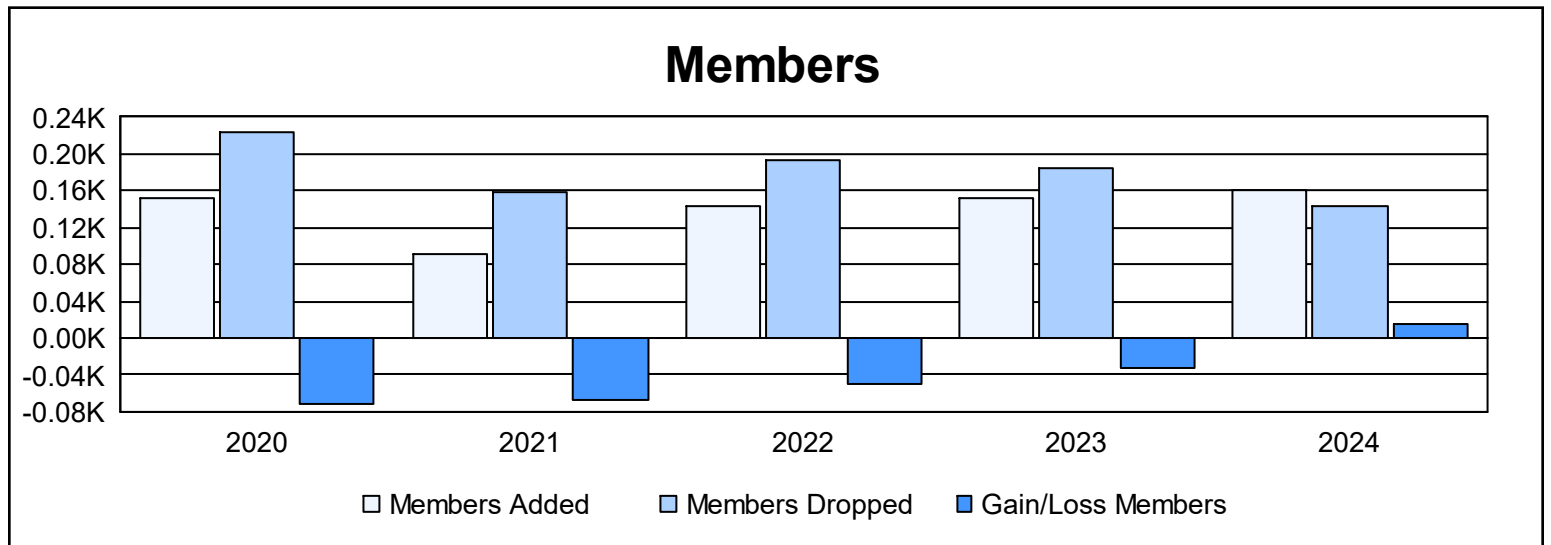
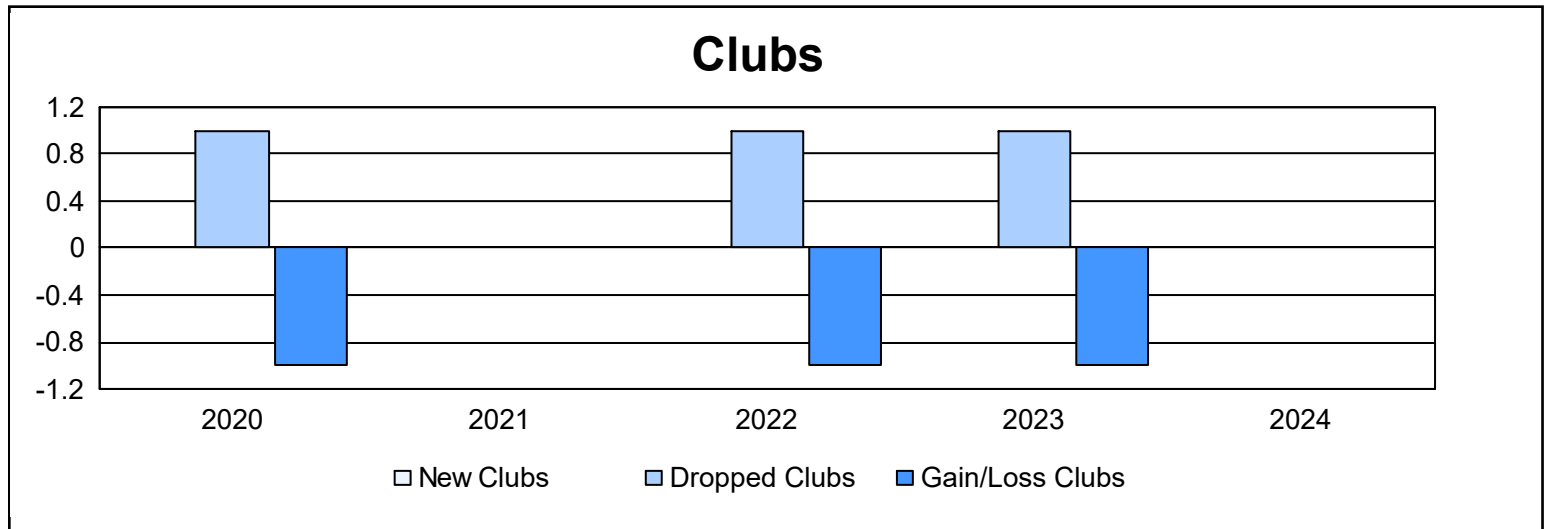
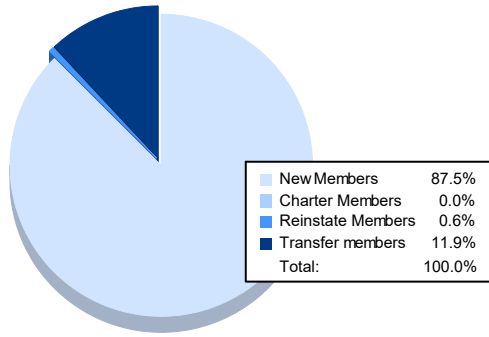


Year	New Clubs	Dropped Clubs	Gain/ Loss Clubs	New Members	Charter Members	Reinstate Members	Transfer Members	Total Member Added	Total Members Dropped	Gain/ Loss Members
2019-2020	0	1	-1	131	1	5	15	152	223	-71
2020-2021	0	0	0	74	0	1	16	91	158	-67
2021-2022	0	1	-1	120	0	1	23	144	193	-49
2022-2023	0	1	-1	127	0	1	25	153	185	-32
2023-2024	0	0	0	140	0	1	19	160	144	16
<b>Average</b>	<b>0</b>	<b>1</b>	<b>-1</b>	<b>118</b>	<b>0</b>	<b>2</b>	<b>20</b>	<b>140</b>	<b>181</b>	<b>-41</b>



### Membership Composition June 2024 Cumulative



### Gender Composition June 2024 Cumulative

