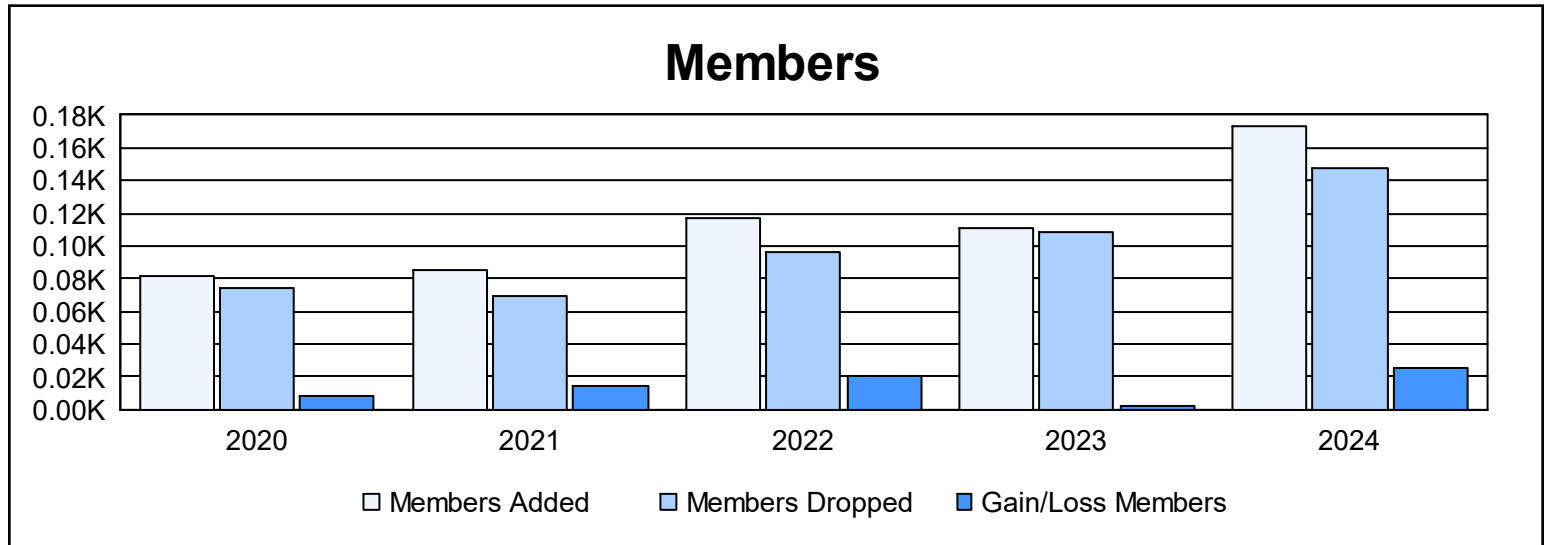
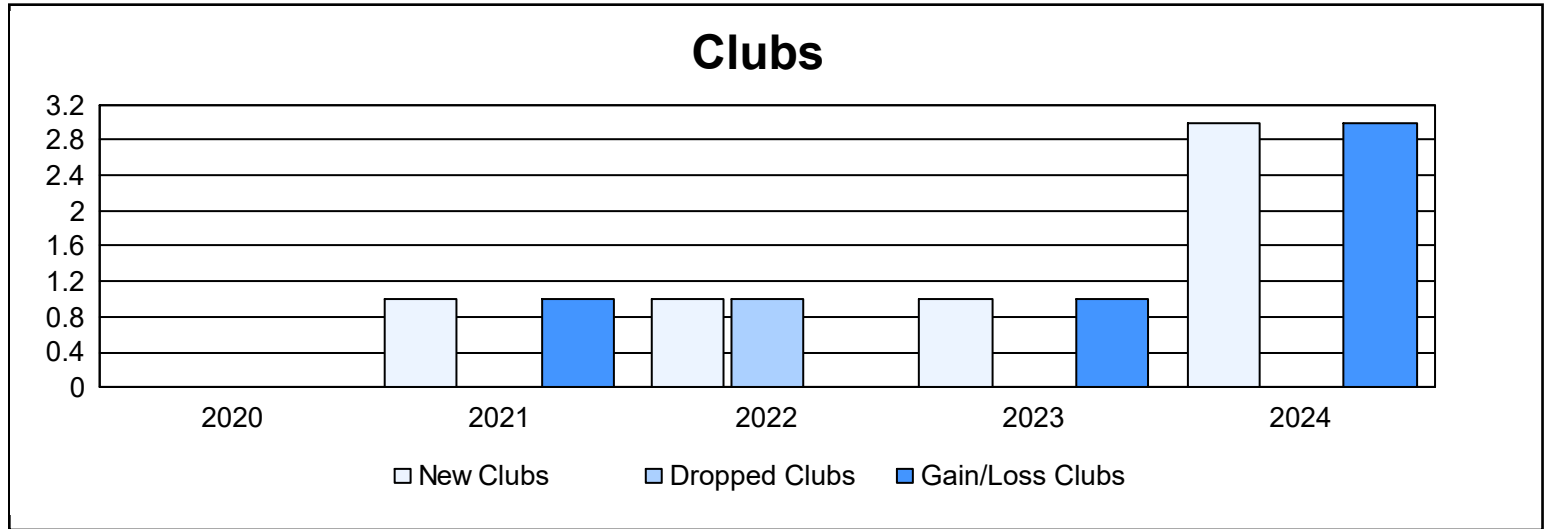
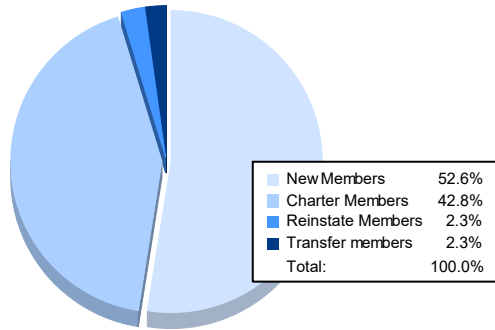


Year	New Clubs	Dropped Clubs	Gain/ Loss Clubs	New Members	Charter Members	Reinstate Members	Transfer Members	Total Member Added	Total Members Dropped	Gain/ Loss Members
2019-2020	0	0	0	71	0	0	11	82	74	8
2020-2021	1	0	1	58	22	1	4	85	70	15
2021-2022	1	1	0	67	34	3	13	117	96	21
2022-2023	1	0	1	79	21	0	11	111	109	2
2023-2024	3	0	3	91	74	4	4	173	147	26
<b>Average</b>	<b>1</b>	<b>0</b>	<b>1</b>	<b>73</b>	<b>30</b>	<b>2</b>	<b>9</b>	<b>114</b>	<b>99</b>	<b>14</b>



### Membership Composition June 2024 Cumulative



### Gender Composition June 2024 Cumulative

