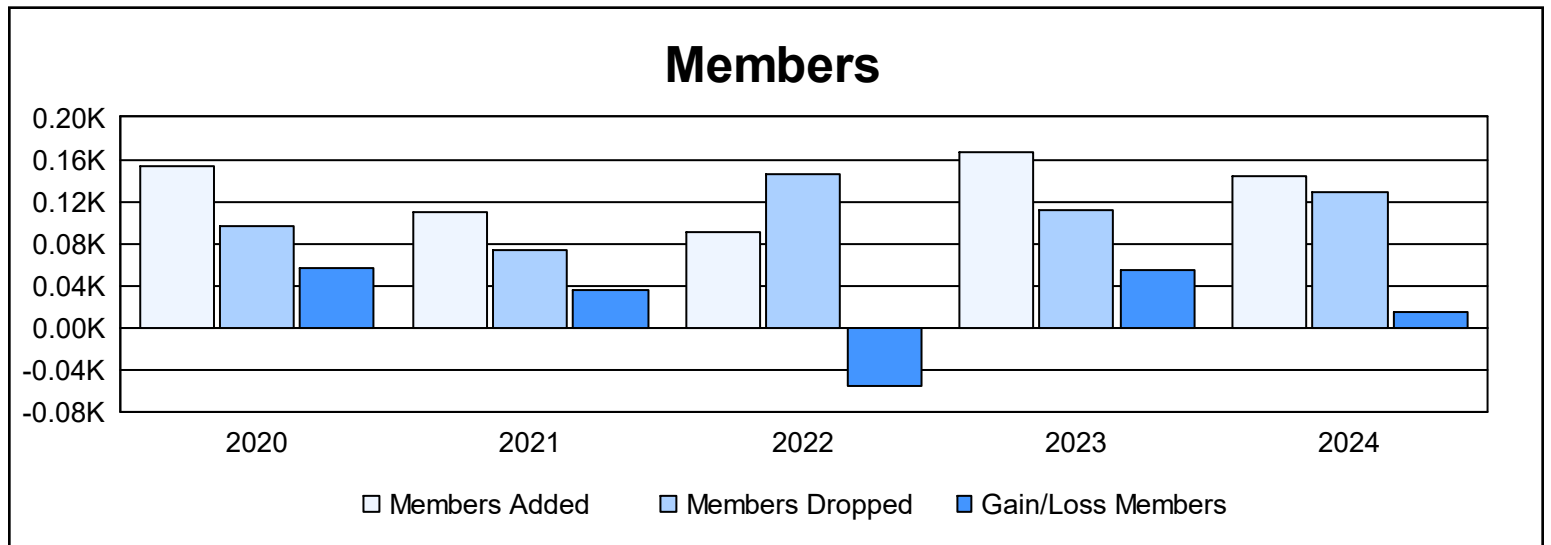
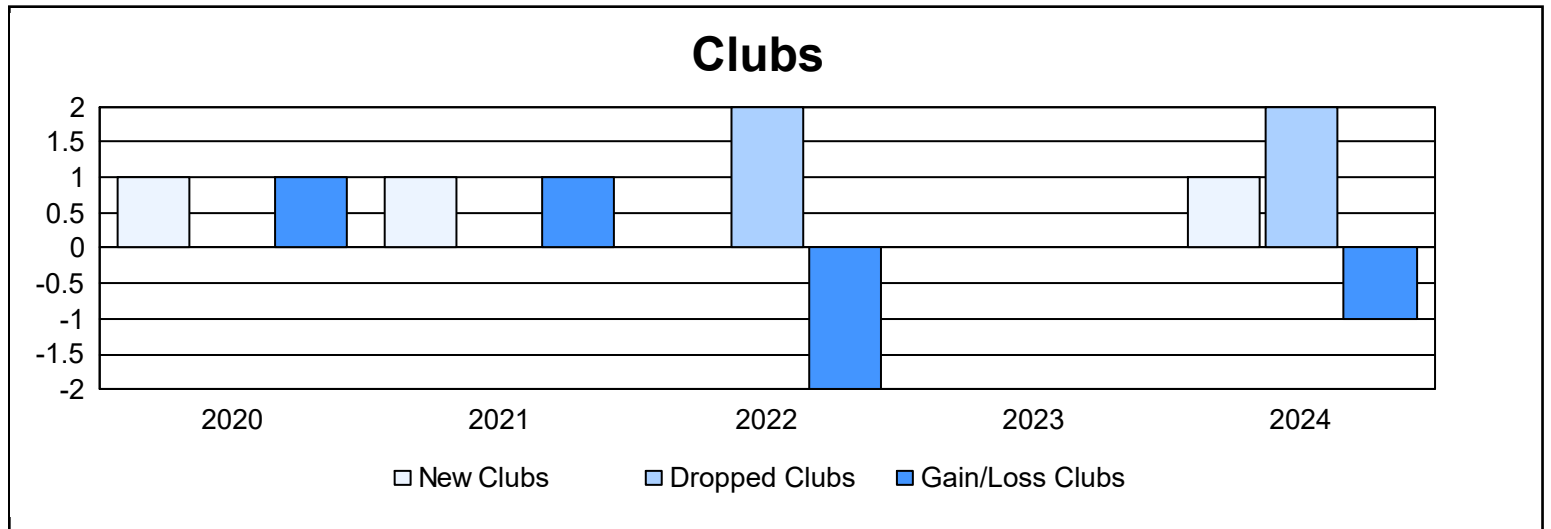
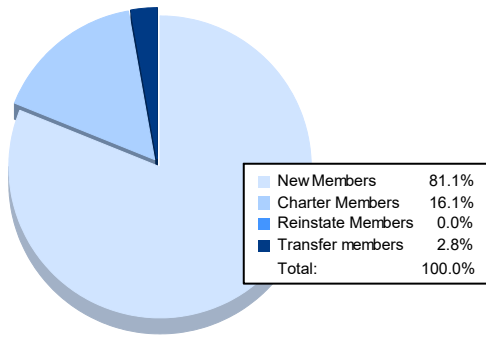


Year	New Clubs	Dropped Clubs	Gain/ Loss Clubs	New Members	Charter Members	Reinstate Members	Transfer Members	Total Member Added	Total Members Dropped	Gain/ Loss Members
2019-2020	1	0	1	122	25	0	6	153	97	56
2020-2021	1	0	1	80	23	0	6	109	74	35
2021-2022	0	2	-2	86	0	0	4	90	145	-55
2022-2023	0	0	0	156	0	2	8	166	112	54
2023-2024	1	2	-1	116	23	0	4	143	128	15
<b>Average</b>	<b>1</b>	<b>1</b>	<b>0</b>	<b>112</b>	<b>14</b>	<b>0</b>	<b>6</b>	<b>132</b>	<b>111</b>	<b>21</b>



### Membership Composition June 2024 Cumulative



### Gender Composition June 2024 Cumulative

