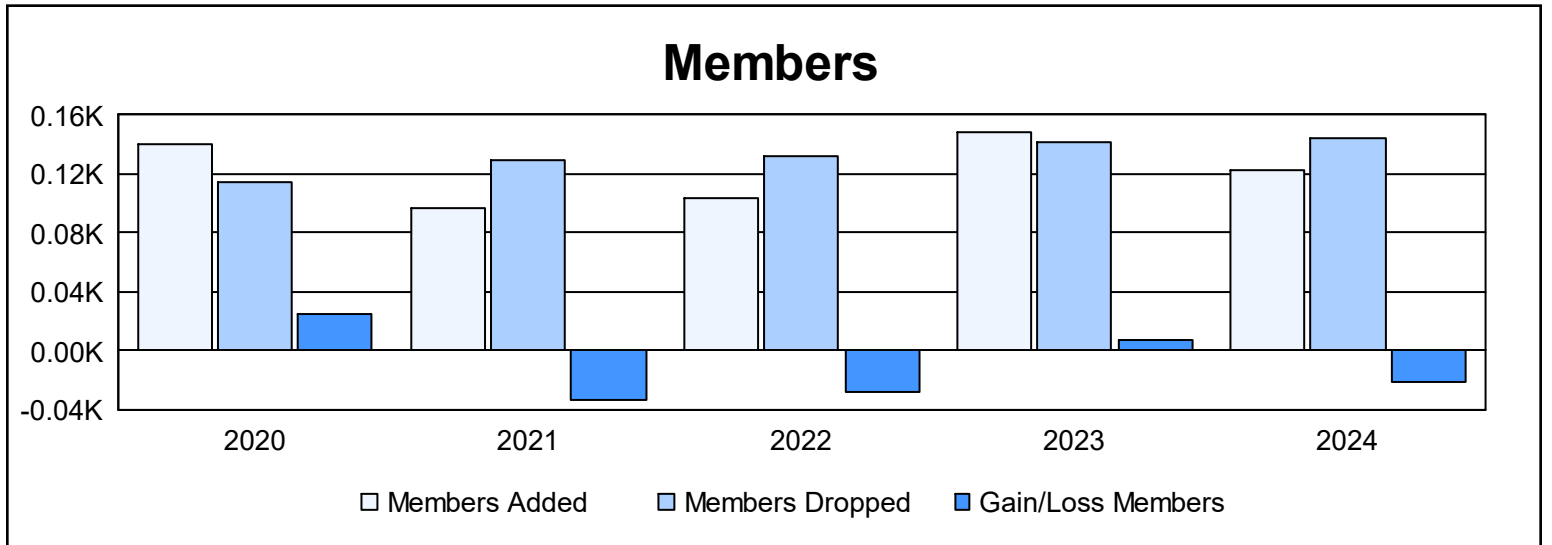
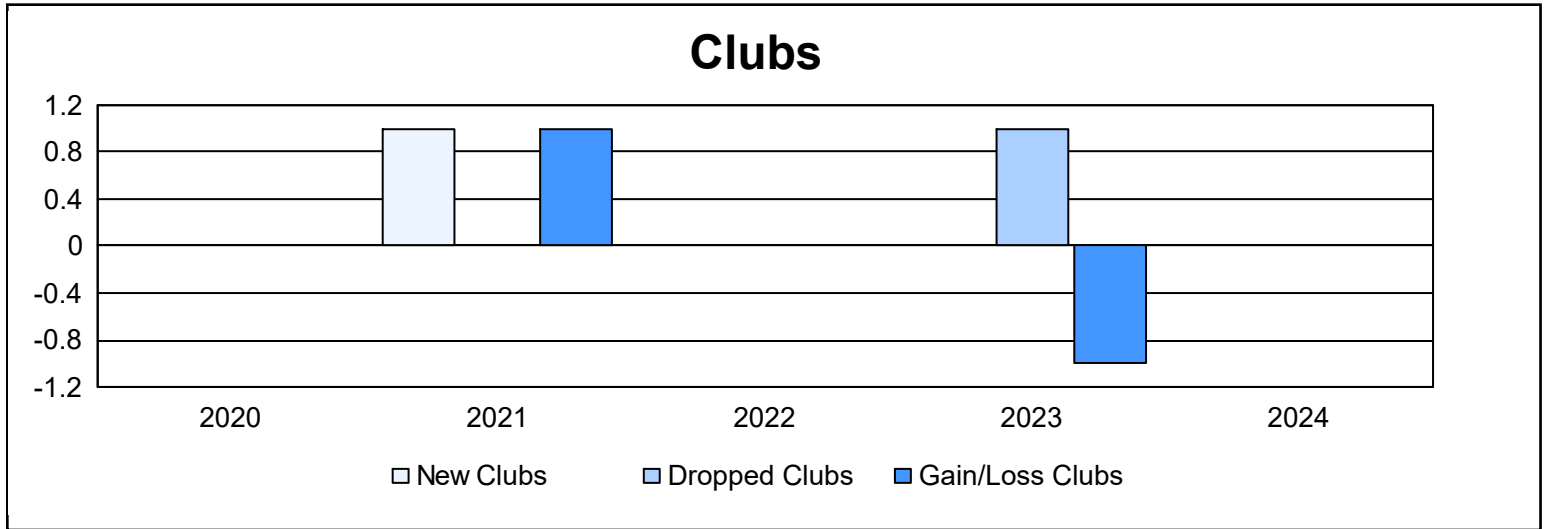
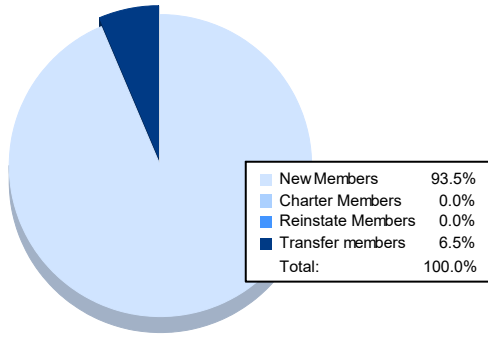


| Year | New Clubs | Dropped Clubs | Gain/ Loss Clubs | New Members | Charter Members | Reinstate Members | Transfer Members | Total Member Added | Total Members Dropped | Gain/ Loss Members |
|----------------|-----------|---------------|------------------|-------------|-----------------|-------------------|------------------|--------------------|-----------------------|--------------------|
| 2019-2020 | 0 | 0 | 0 | 124 | 3 | 4 | 9 | 140 | 115 | 25 |
| 2020-2021 | 1 | 0 | 1 | 73 | 23 | 1 | 0 | 97 | 130 | -33 |
| 2021-2022 | 0 | 0 | 0 | 89 | 1 | 2 | 12 | 104 | 132 | -28 |
| 2022-2023 | 0 | 1 | -1 | 127 | 2 | 0 | 19 | 148 | 141 | 7 |
| 2023-2024 | 0 | 0 | 0 | 115 | 0 | 0 | 8 | 123 | 144 | -21 |
| Average | 0 | 0 | 0 | 106 | 6 | 1 | 10 | 122 | 132 | -10 |



Membership Composition June 2024 Cumulative



Gender Composition June 2024 Cumulative

