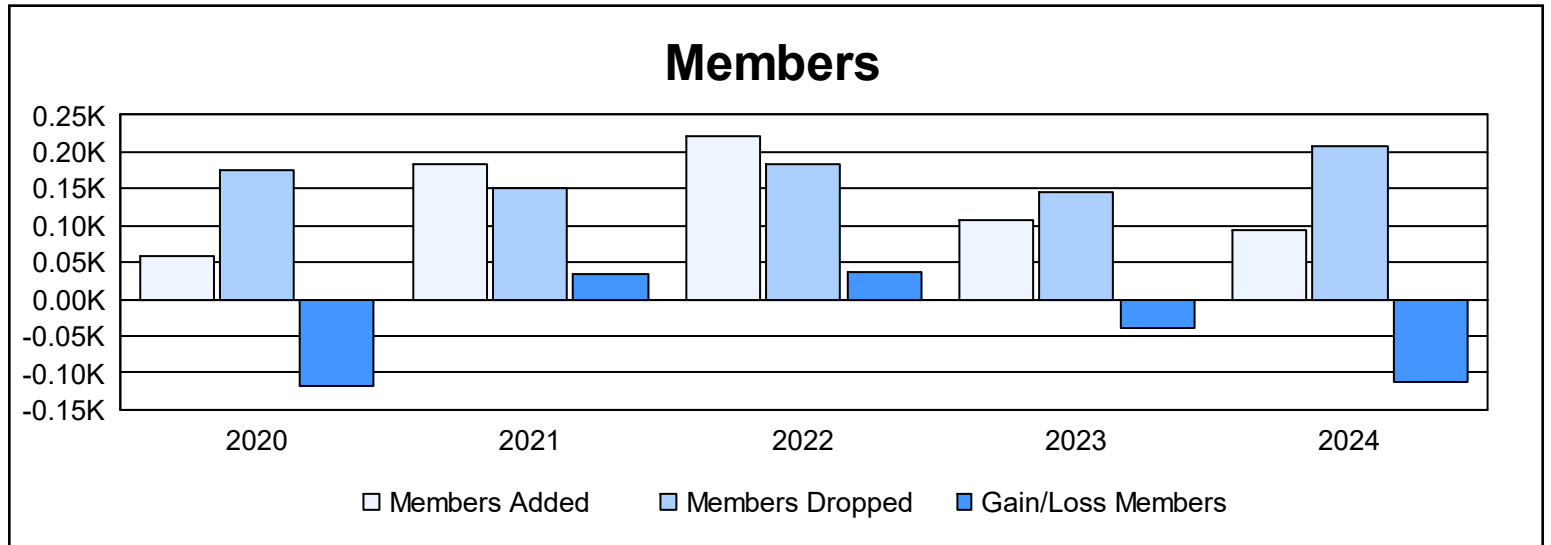
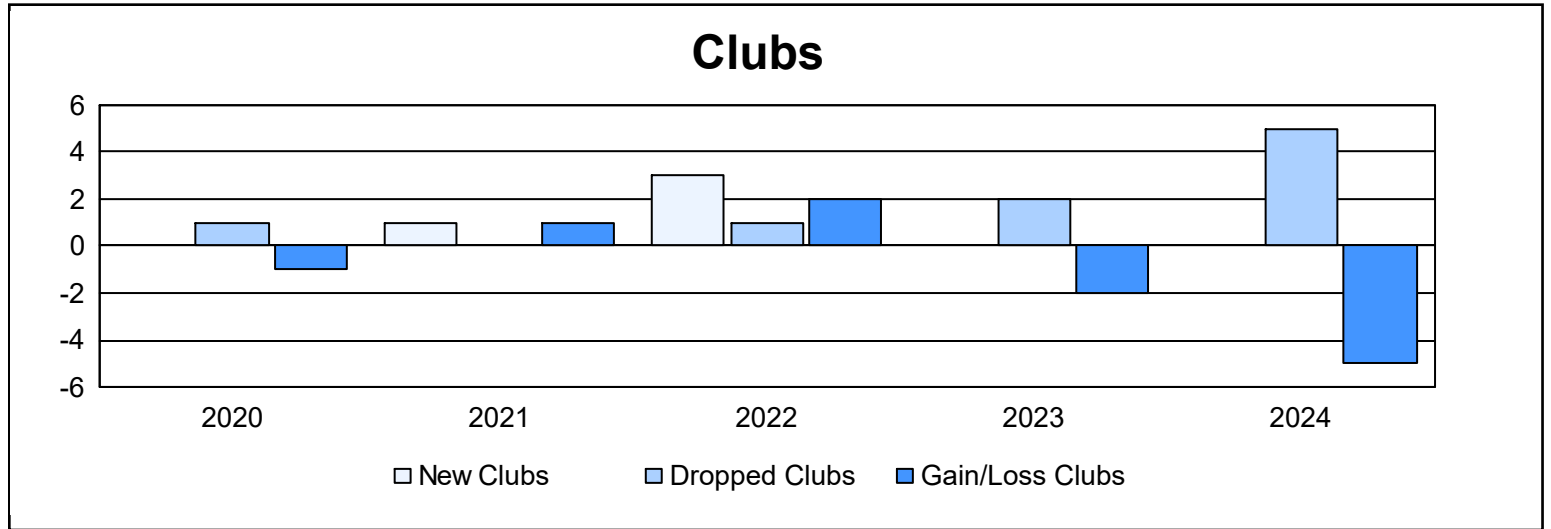
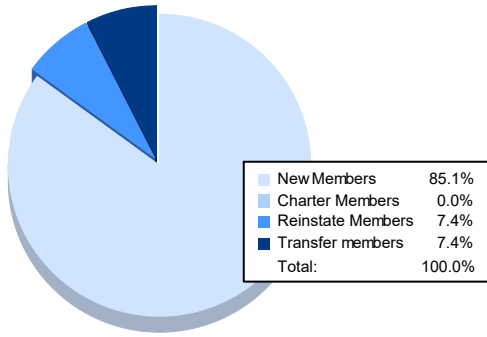


Year	New Clubs	Dropped Clubs	Gain/ Loss Clubs	New Members	Charter Members	Reinstate Members	Transfer Members	Total Member Added	Total Members Dropped	Gain/ Loss Members
2019-2020	0	1	-1	46	6	2	4	58	176	-118
2020-2021	1	0	1	140	23	9	12	184	150	34
2021-2022	3	1	2	147	67	5	2	221	183	38
2022-2023	0	2	-2	93	3	6	5	107	146	-39
2023-2024	0	5	-5	80	0	7	7	94	207	-113
<b>Average</b>	<b>1</b>	<b>2</b>	<b>-1</b>	<b>101</b>	<b>20</b>	<b>6</b>	<b>6</b>	<b>133</b>	<b>172</b>	<b>-40</b>



### Membership Composition June 2024 Cumulative



### Gender Composition June 2024 Cumulative

