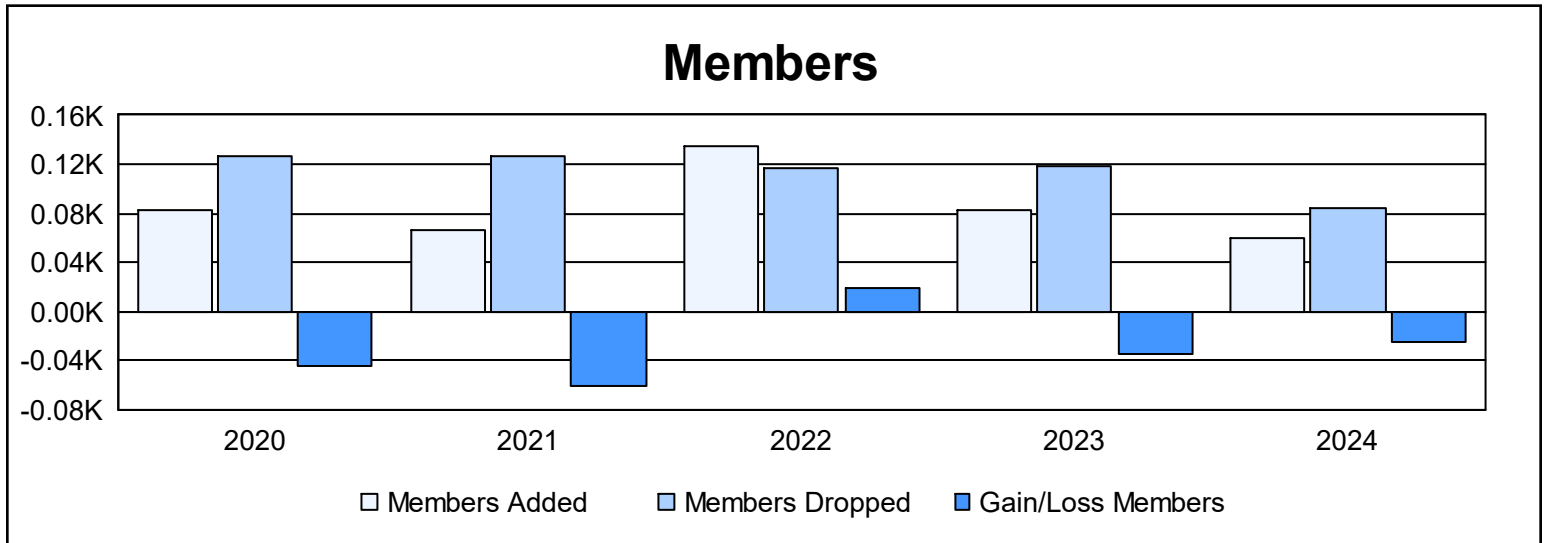
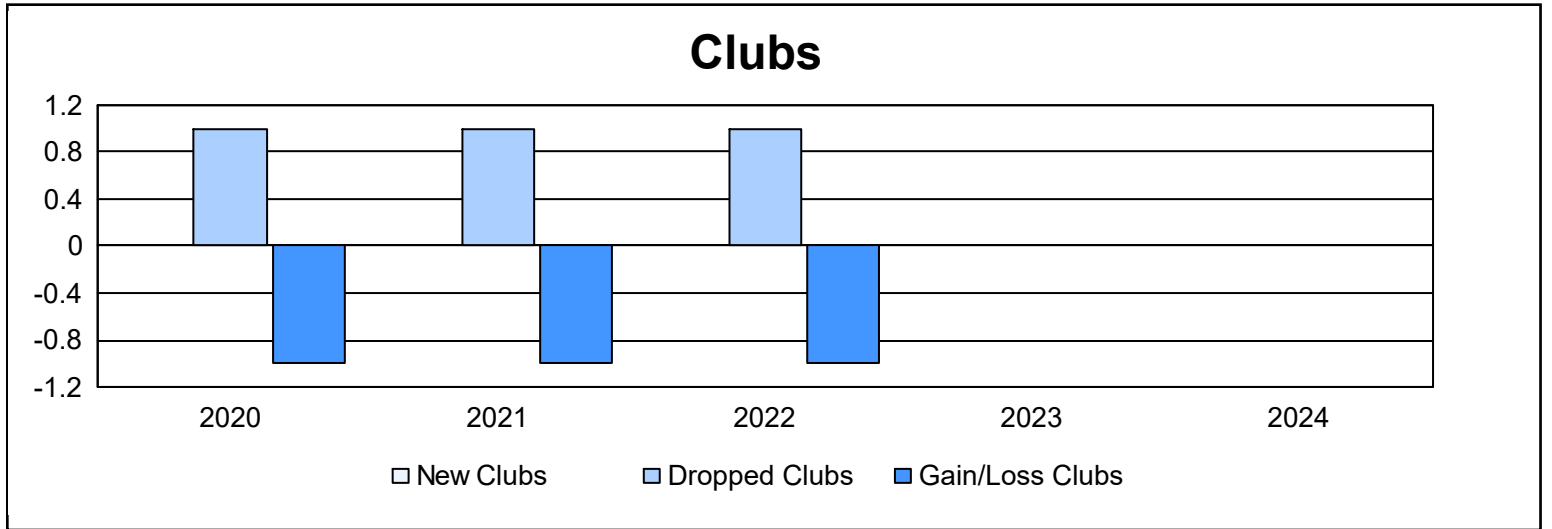
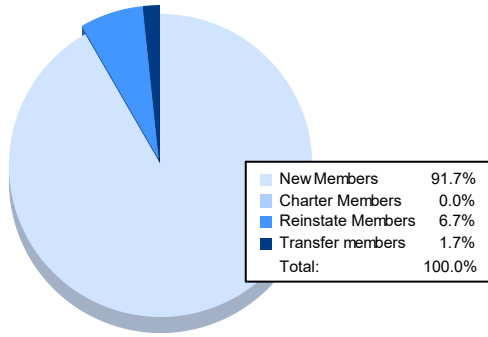


| Year | New Clubs | Dropped Clubs | Gain/ Loss Clubs | New Members | Charter Members | Reinstate Members | Transfer Members | Total Member Added | Total Members Dropped | Gain/ Loss Members |
|----------------|-----------|---------------|------------------|-------------|-----------------|-------------------|------------------|--------------------|-----------------------|--------------------|
| 2019-2020 | 0 | 1 | -1 | 66 | 1 | 8 | 8 | 83 | 127 | -44 |
| 2020-2021 | 0 | 1 | -1 | 63 | 1 | 1 | 1 | 66 | 126 | -60 |
| 2021-2022 | 0 | 1 | -1 | 119 | 1 | 10 | 5 | 135 | 116 | 19 |
| 2022-2023 | 0 | 0 | 0 | 70 | 0 | 10 | 3 | 83 | 118 | -35 |
| 2023-2024 | 0 | 0 | 0 | 55 | 0 | 4 | 1 | 60 | 85 | -25 |
| Average | 0 | 1 | -1 | 75 | 1 | 7 | 4 | 85 | 114 | -29 |



Membership Composition June 2024 Cumulative



Gender Composition June 2024 Cumulative

