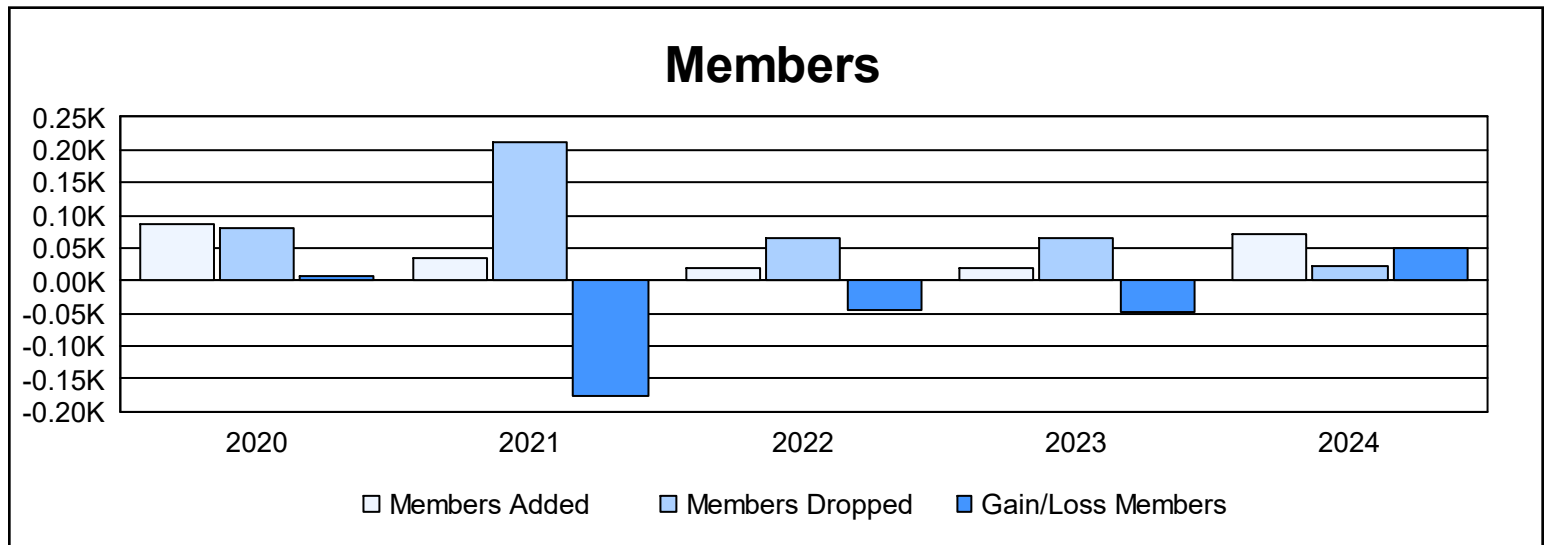
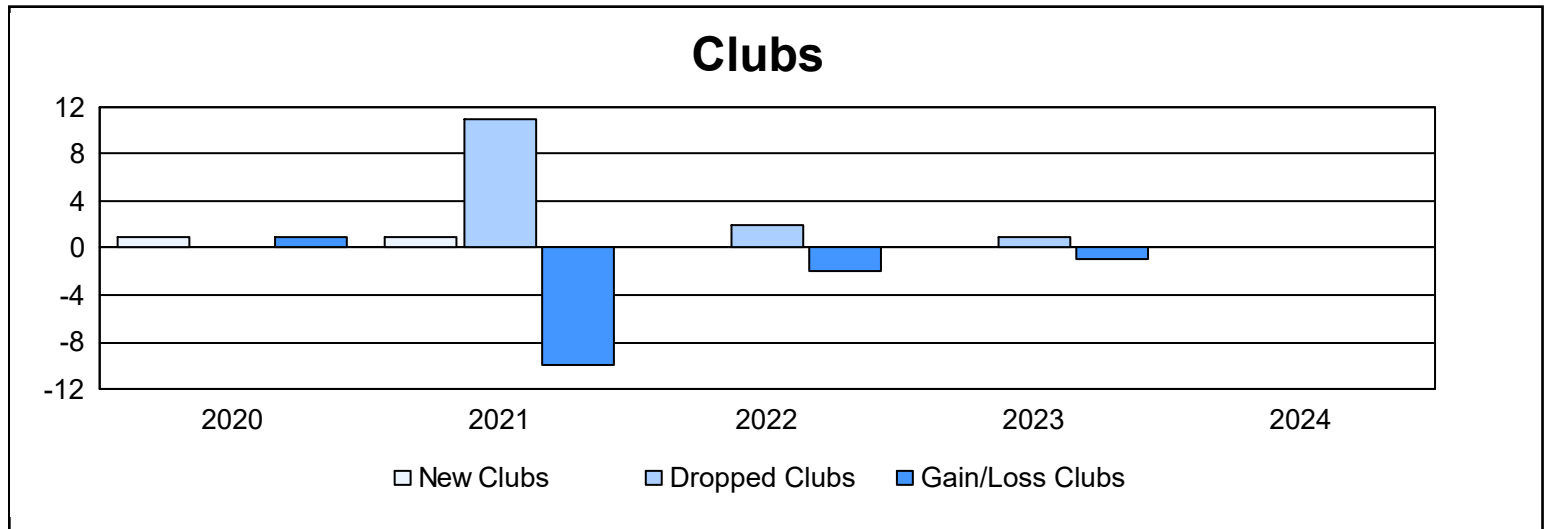
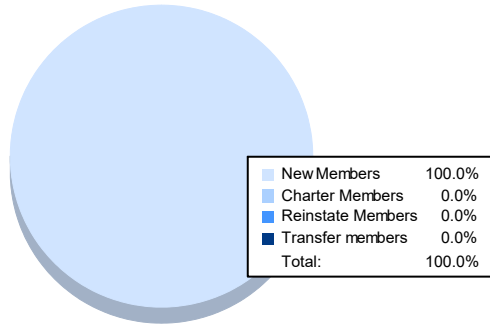


| Year | New Clubs | Dropped Clubs | Gain/Loss Clubs | New Members | Charter Members | Reinstate Members | Transfer Members | Total Member Added | Total Members Dropped | Gain/Loss Members |
|----------------|-----------|---------------|-----------------|-------------|-----------------|-------------------|------------------|--------------------|-----------------------|-------------------|
| 2019-2020 | 1 | 0 | 1 | 47 | 23 | 12 | 5 | 87 | 81 | 6 |
| 2020-2021 | 1 | 11 | -10 | 10 | 23 | 1 | 2 | 36 | 213 | -177 |
| 2021-2022 | 0 | 2 | -2 | 16 | 1 | 1 | 1 | 19 | 65 | -46 |
| 2022-2023 | 0 | 1 | -1 | 16 | 0 | 2 | 1 | 19 | 66 | -47 |
| 2023-2024 | 0 | 0 | 0 | 70 | 0 | 0 | 0 | 70 | 21 | 49 |
| Average | 0 | 3 | -2 | 32 | 9 | 3 | 2 | 46 | 89 | -43 |



Membership Composition June 2024 Cumulative



Gender Composition June 2024 Cumulative

