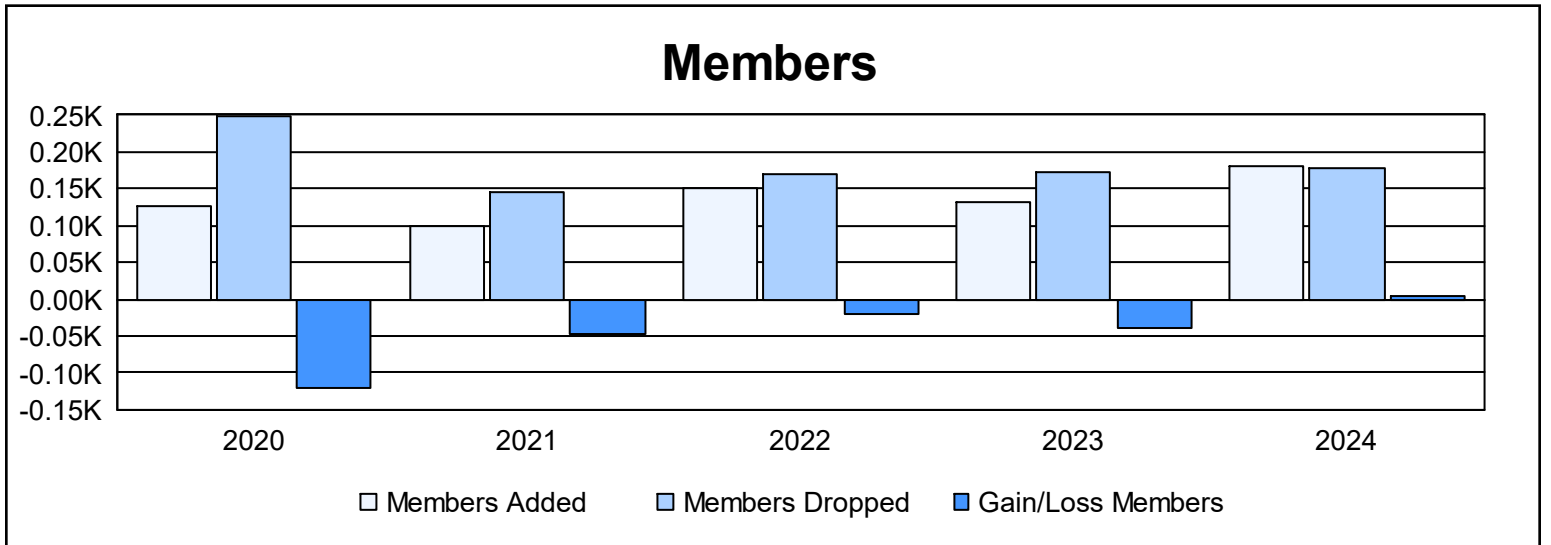
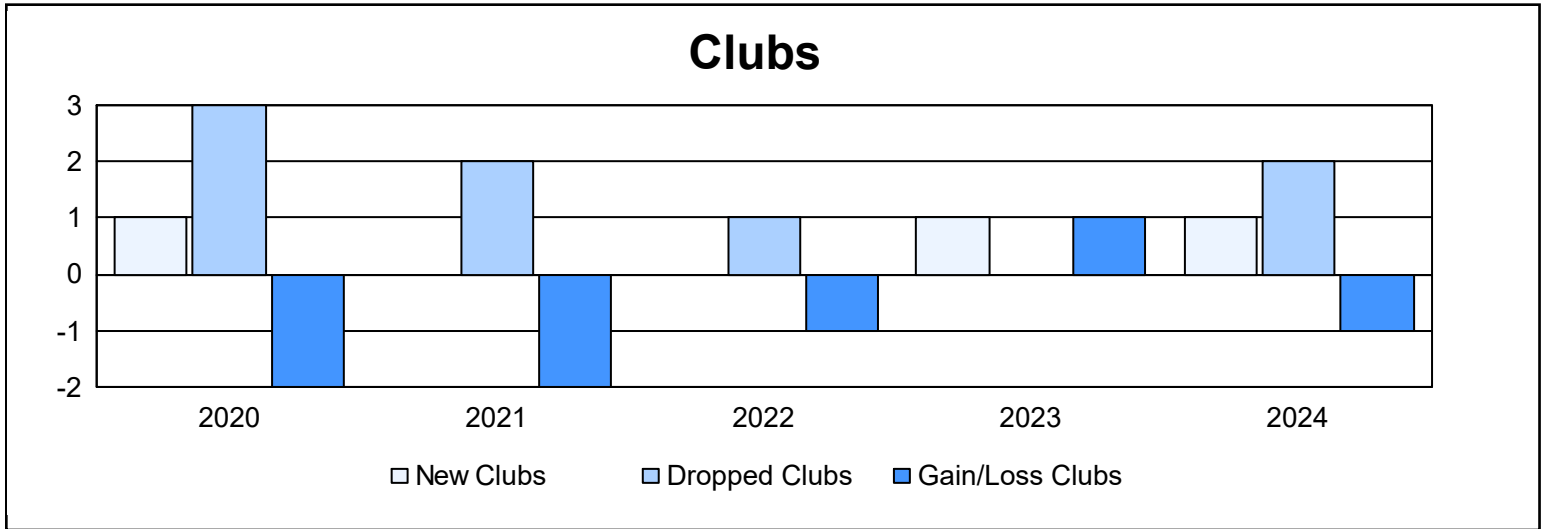
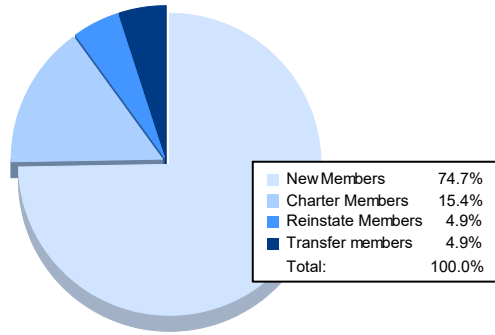


Year	New Clubs	Dropped Clubs	Gain/ Loss Clubs	New Members	Charter Members	Reinstate Members	Transfer Members	Total Member Added	Total Members Dropped	Gain/ Loss Members
2019-2020	1	3	-2	85	24	9	9	127	248	-121
2020-2021	0	2	-2	82	3	1	13	99	146	-47
2021-2022	0	1	-1	120	0	24	7	151	171	-20
2022-2023	1	0	1	94	21	12	6	133	173	-40
2023-2024	1	2	-1	136	28	9	9	182	178	4
<b>Average</b>	<b>1</b>	<b>2</b>	<b>-1</b>	<b>103</b>	<b>15</b>	<b>11</b>	<b>9</b>	<b>138</b>	<b>183</b>	<b>-45</b>



### Membership Composition June 2024 Cumulative



### Gender Composition June 2024 Cumulative

