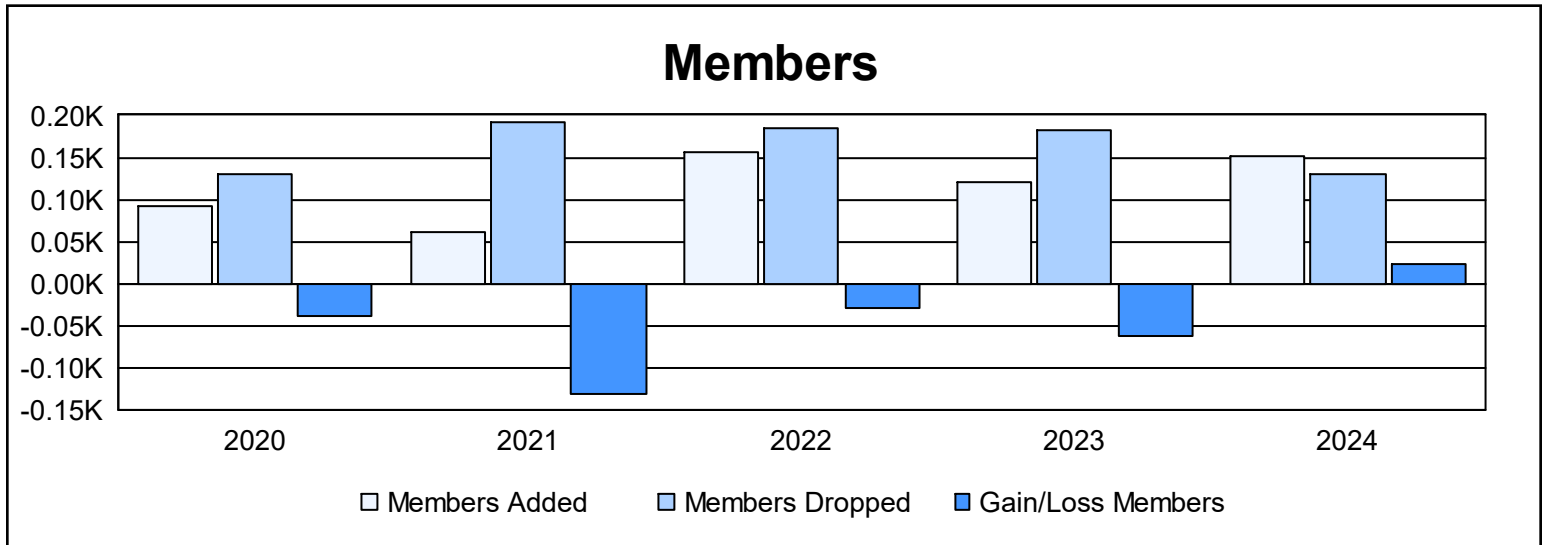
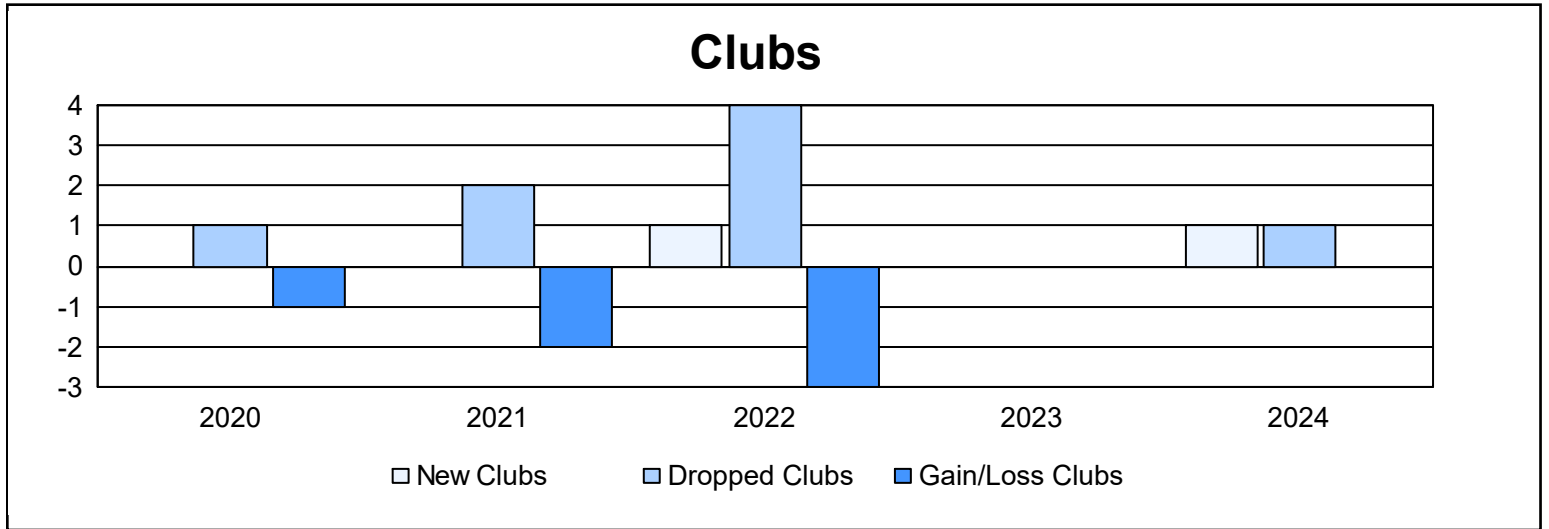
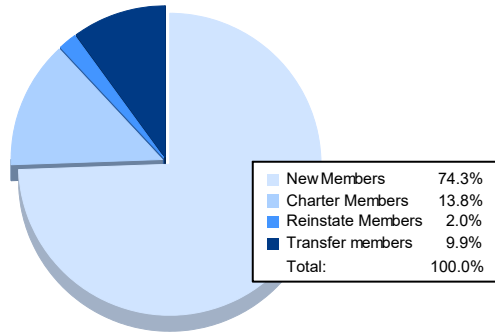


Year	New Clubs	Dropped Clubs	Gain/ Loss Clubs	New Members	Charter Members	Reinstate Members	Transfer Members	Total Member Added	Total Members Dropped	Gain/ Loss Members
2019-2020	0	1	-1	62	1	21	8	92	130	-38
2020-2021	0	2	-2	52	1	4	4	61	192	-131
2021-2022	1	4	-3	116	32	5	2	155	184	-29
2022-2023	0	0	0	104	0	11	5	120	182	-62
2023-2024	1	1	0	113	21	3	15	152	130	22
<b>Average</b>	<b>0</b>	<b>2</b>	<b>-1</b>	<b>89</b>	<b>11</b>	<b>9</b>	<b>7</b>	<b>116</b>	<b>164</b>	<b>-48</b>



### Membership Composition June 2024 Cumulative



### Gender Composition June 2024 Cumulative

