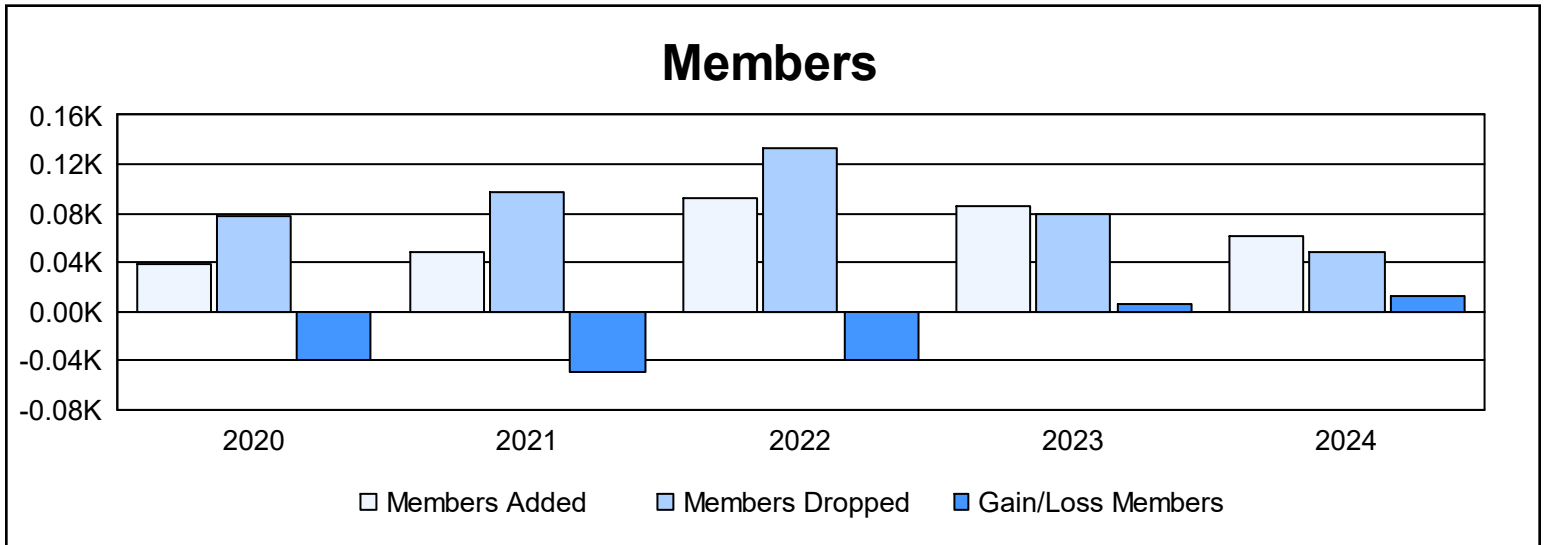
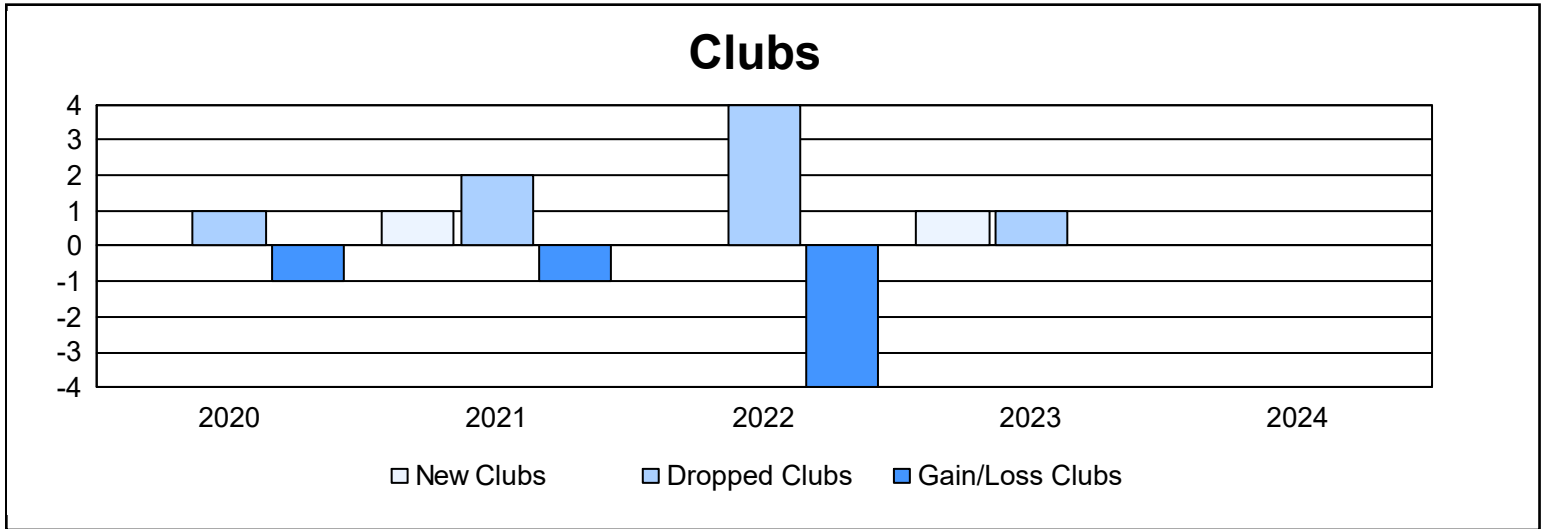
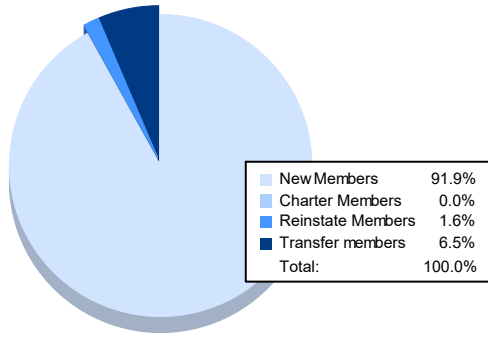


Year	New Clubs	Dropped Clubs	Gain/ Loss Clubs	New Members	Charter Members	Reinstate Members	Transfer Members	Total Member Added	Total Members Dropped	Gain/ Loss Members
2019-2020	0	1	-1	30	0	7	2	39	78	-39
2020-2021	1	2	-1	23	20	1	4	48	97	-49
2021-2022	0	4	-4	80	0	3	10	93	133	-40
2022-2023	1	1	0	56	21	3	6	86	80	6
2023-2024	0	0	0	57	0	1	4	62	49	13
<b>Average</b>	<b>0</b>	<b>2</b>	<b>-1</b>	<b>49</b>	<b>8</b>	<b>3</b>	<b>5</b>	<b>66</b>	<b>87</b>	<b>-22</b>



### Membership Composition June 2024 Cumulative



### Gender Composition June 2024 Cumulative

