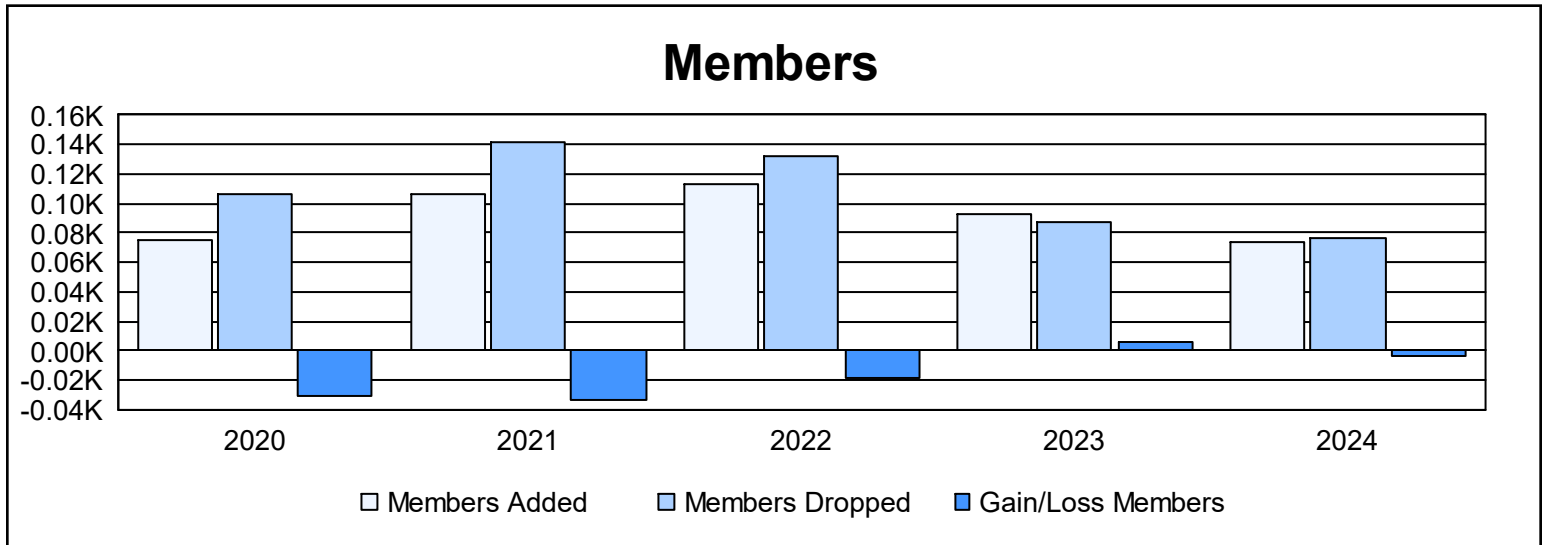
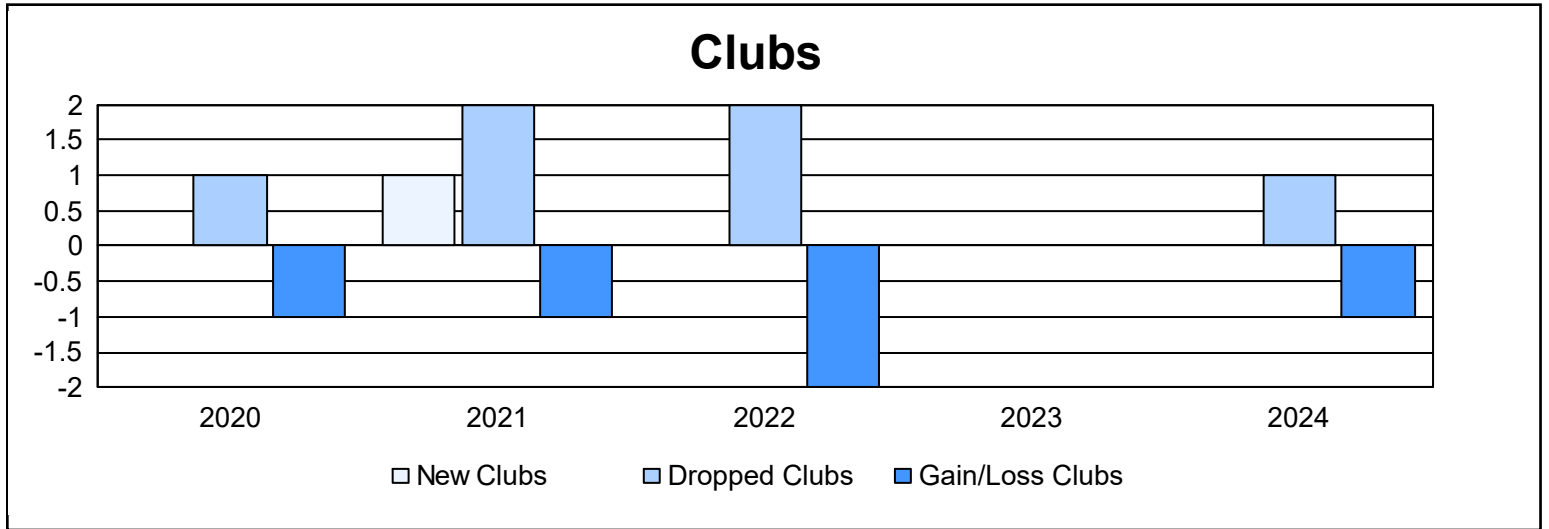
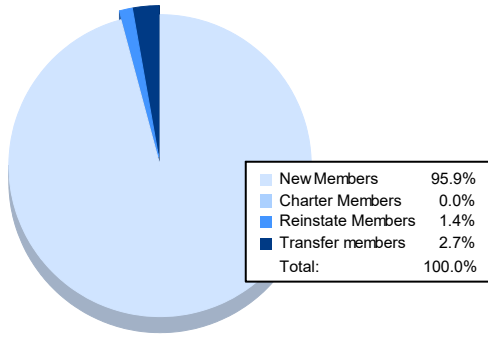


Year	New Clubs	Dropped Clubs	Gain/ Loss Clubs	New Members	Charter Members	Reinstate Members	Transfer Members	Total Member Added	Total Members Dropped	Gain/ Loss Members
2019-2020	0	1	-1	66	1	8	0	75	106	-31
2020-2021	1	2	-1	77	24	1	5	107	141	-34
2021-2022	0	2	-2	93	1	9	10	113	132	-19
2022-2023	0	0	0	92	0	1	0	93	87	6
2023-2024	0	1	-1	71	0	1	2	74	77	-3
<b>Average</b>	<b>0</b>	<b>1</b>	<b>-1</b>	<b>80</b>	<b>5</b>	<b>4</b>	<b>3</b>	<b>92</b>	<b>109</b>	<b>-16</b>



### Membership Composition June 2024 Cumulative



### Gender Composition June 2024 Cumulative

