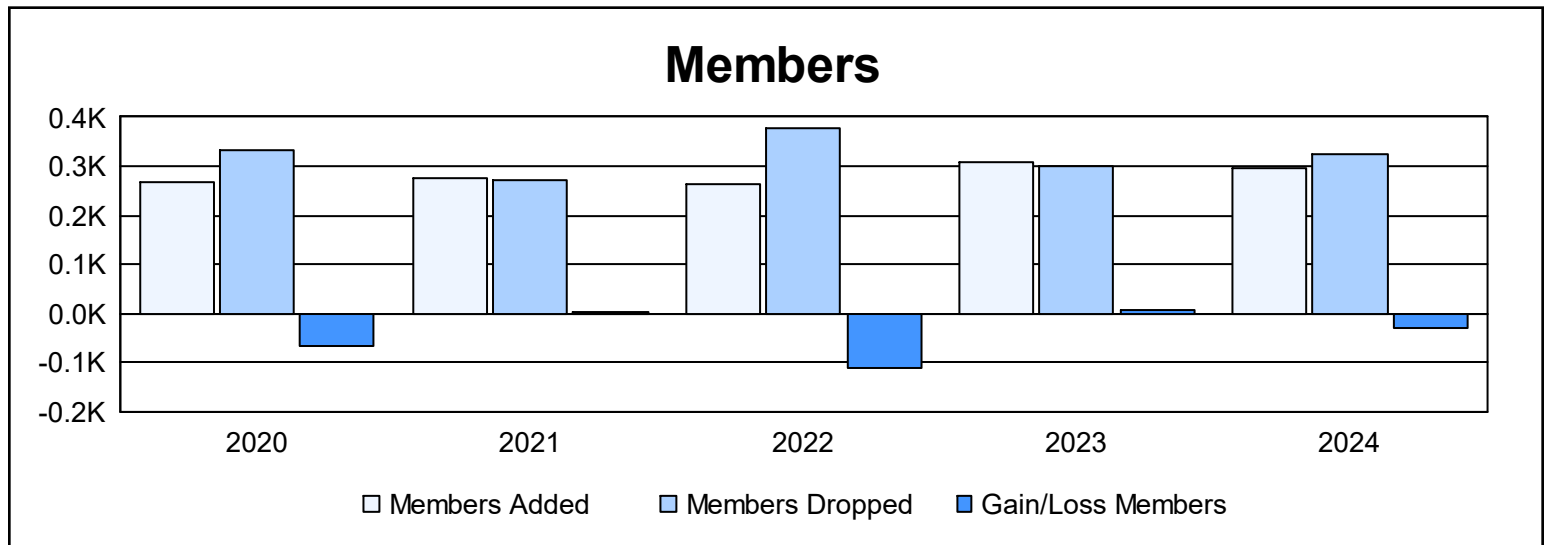
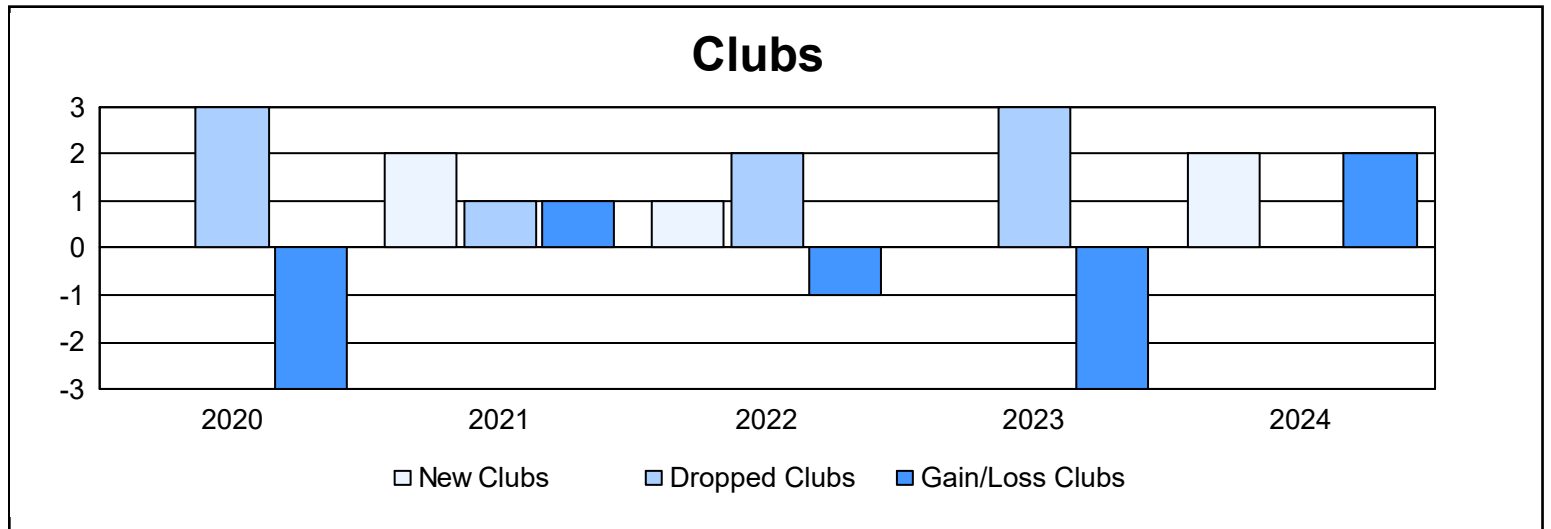
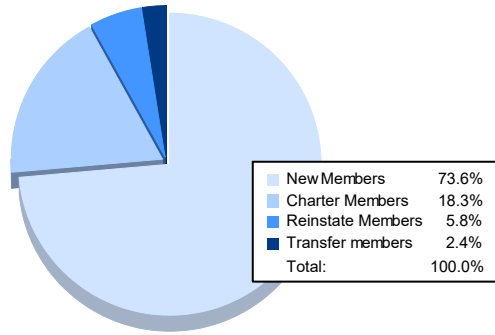


Year	New Clubs	Dropped Clubs	Gain/ Loss Clubs	New Members	Charter Members	Reinstate Members	Transfer Members	Total Member Added	Total Members Dropped	Gain/ Loss Members
2019-2020	0	3	-3	216	4	15	33	268	333	-65
2020-2021	2	1	1	179	65	21	9	274	270	4
2021-2022	1	2	-1	211	30	9	13	263	376	-113
2022-2023	0	3	-3	253	9	14	32	308	301	7
2023-2024	2	0	2	217	54	17	7	295	325	-30
<b>Average</b>	<b>1</b>	<b>2</b>	<b>-1</b>	<b>215</b>	<b>32</b>	<b>15</b>	<b>19</b>	<b>282</b>	<b>321</b>	<b>-39</b>



### Membership Composition June 2024 Cumulative



### Gender Composition June 2024 Cumulative

