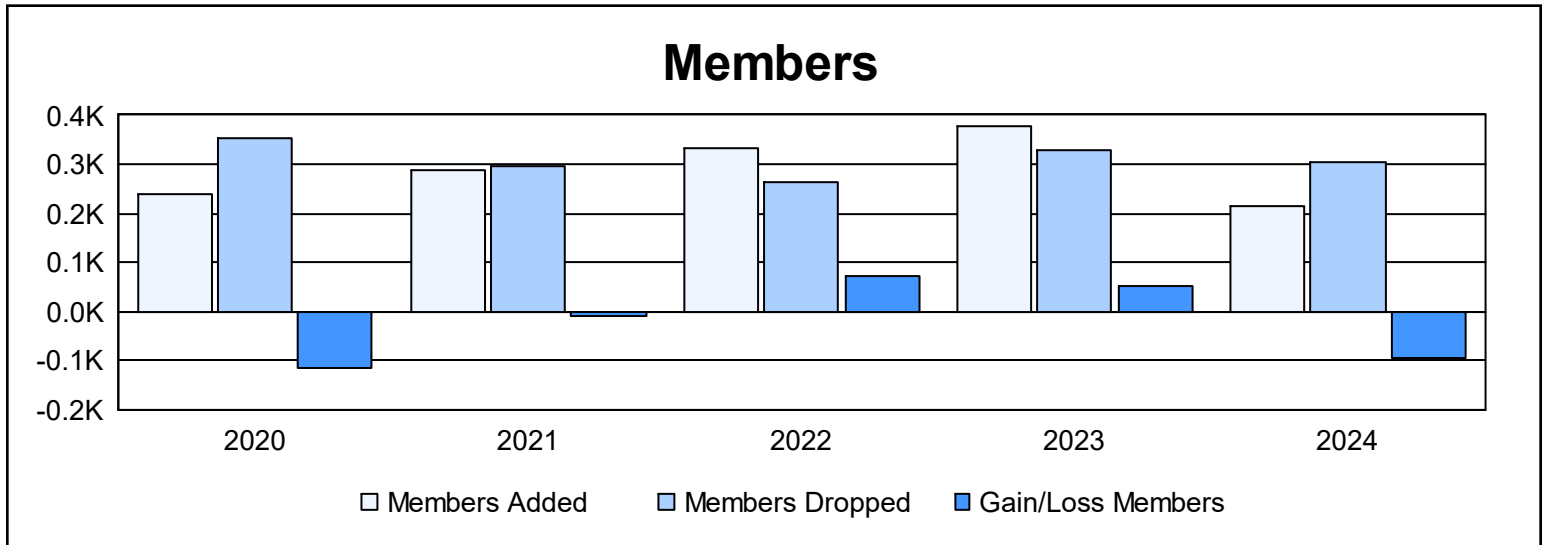
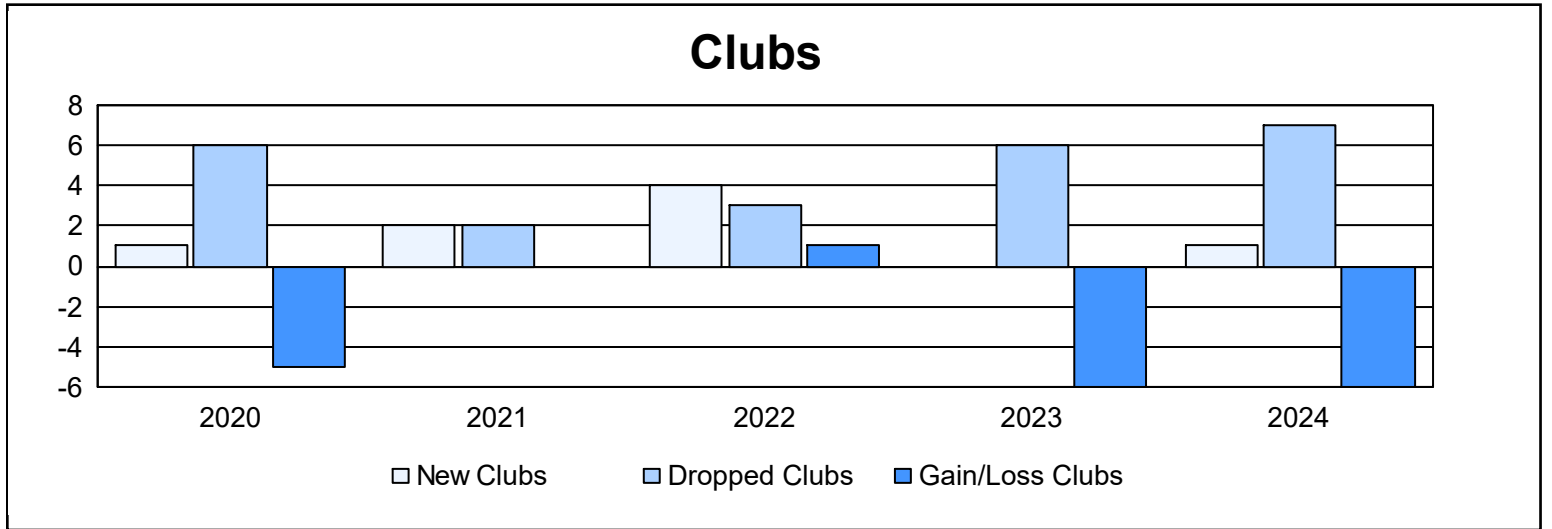
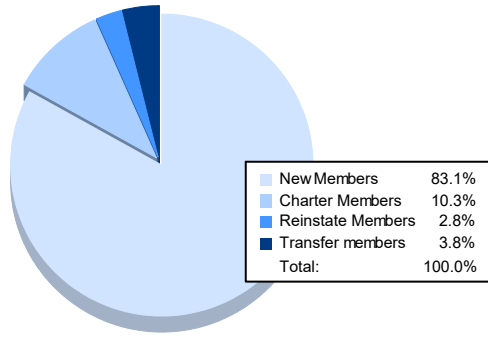


| Year | New Clubs | Dropped Clubs | Gain/ Loss Clubs | New Members | Charter Members | Reinstate Members | Transfer Members | Total Member Added | Total Members Dropped | Gain/ Loss Members |
|----------------|-----------|---------------|------------------|-------------|-----------------|-------------------|------------------|--------------------|-----------------------|--------------------|
| 2019-2020 | 1 | 6 | -5 | 155 | 31 | 7 | 45 | 238 | 353 | -115 |
| 2020-2021 | 2 | 2 | 0 | 195 | 63 | 23 | 5 | 286 | 296 | -10 |
| 2021-2022 | 4 | 3 | 1 | 195 | 122 | 10 | 7 | 334 | 262 | 72 |
| 2022-2023 | 0 | 6 | -6 | 353 | 8 | 8 | 10 | 379 | 329 | 50 |
| 2023-2024 | 1 | 7 | -6 | 177 | 22 | 6 | 8 | 213 | 306 | -93 |
| Average | 2 | 5 | -3 | 215 | 49 | 11 | 15 | 290 | 309 | -19 |



Membership Composition June 2024 Cumulative



Gender Composition June 2024 Cumulative

