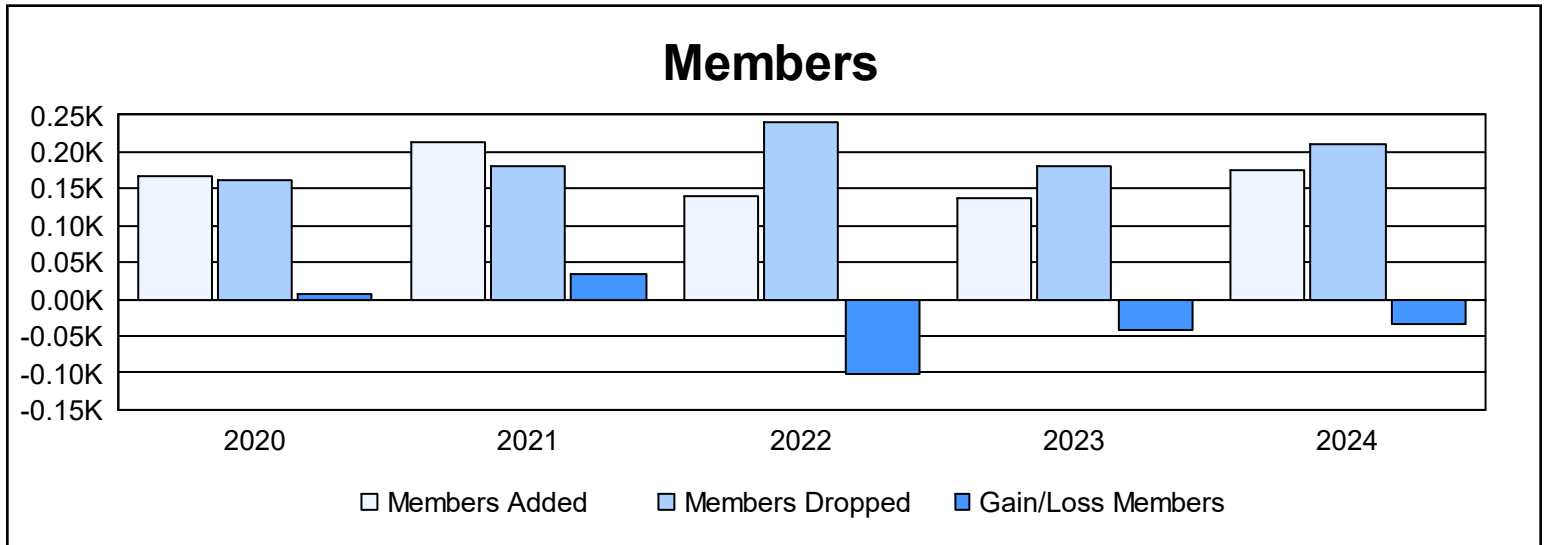
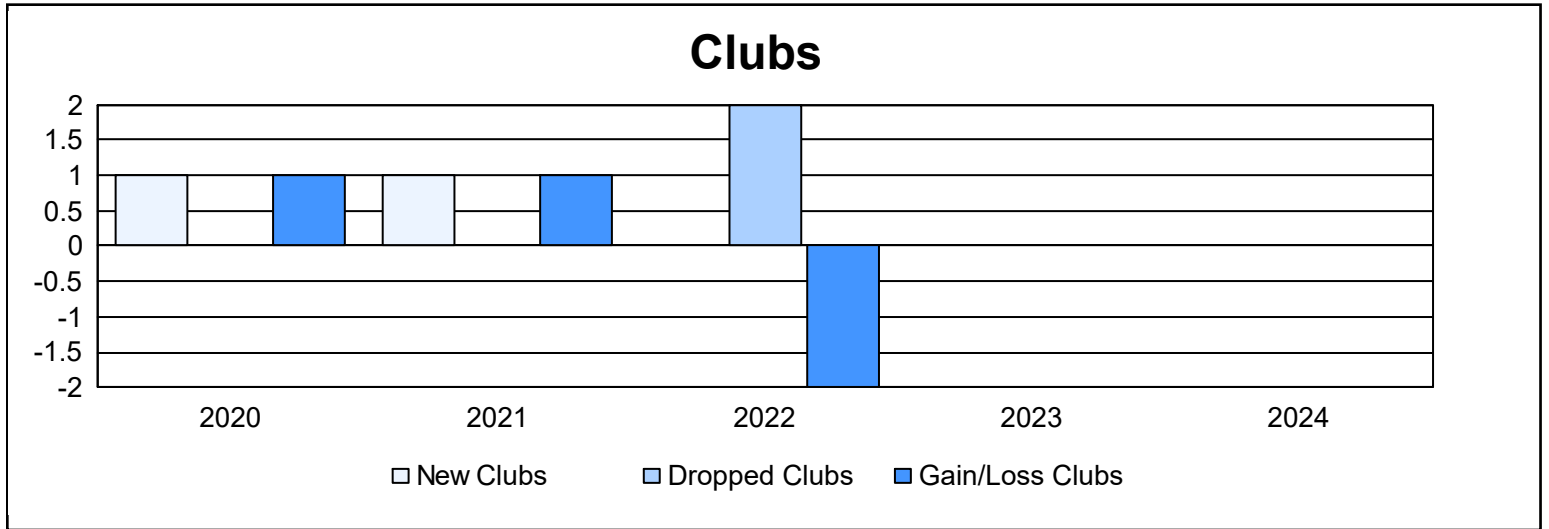
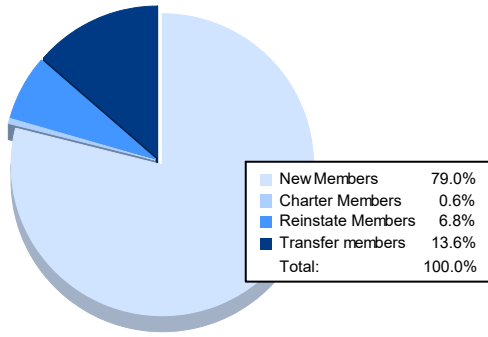


Year	New Clubs	Dropped Clubs	Gain/ Loss Clubs	New Members	Charter Members	Reinstate Members	Transfer Members	Total Member Added	Total Members Dropped	Gain/ Loss Members
2019-2020	1	0	1	122	34	3	8	167	161	6
2020-2021	1	0	1	159	31	6	18	214	180	34
2021-2022	0	2	-2	88	7	8	36	139	240	-101
2022-2023	0	0	0	111	2	12	13	138	180	-42
2023-2024	0	0	0	139	1	12	24	176	211	-35
<b>Average</b>	<b>0</b>	<b>0</b>	<b>0</b>	<b>124</b>	<b>15</b>	<b>8</b>	<b>20</b>	<b>167</b>	<b>194</b>	<b>-28</b>



### Membership Composition June 2024 Cumulative



### Gender Composition June 2024 Cumulative

