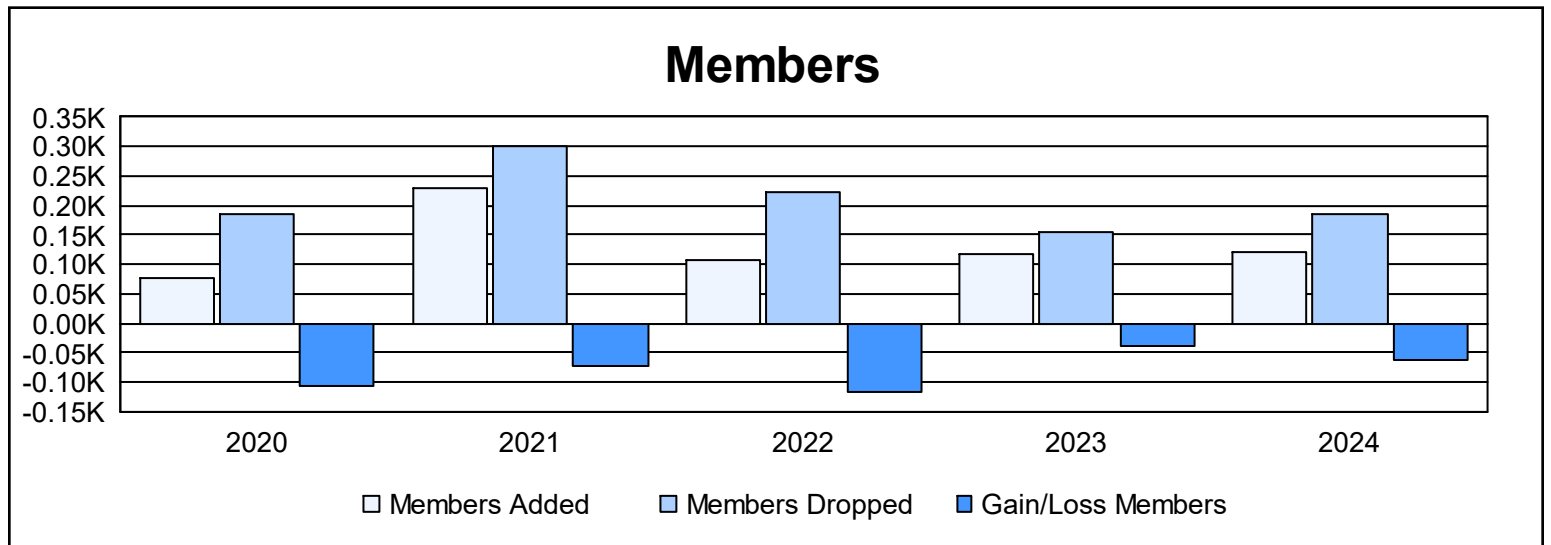
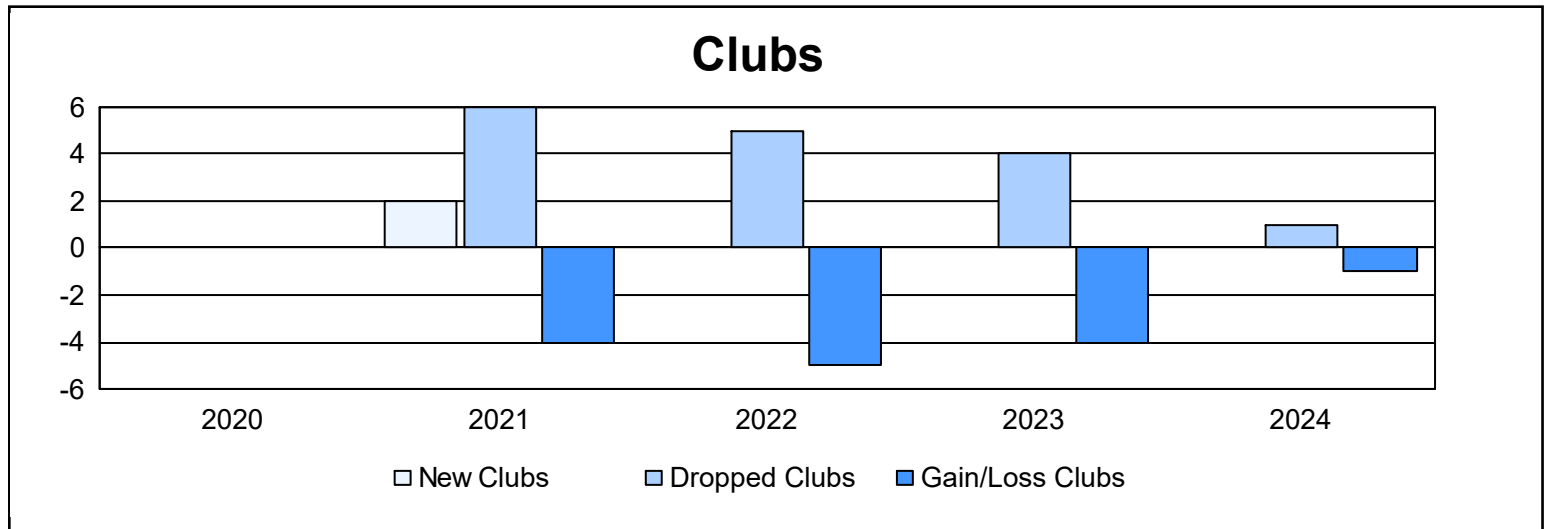
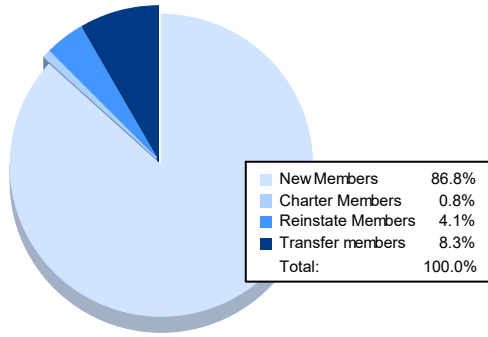


Year	New Clubs	Dropped Clubs	Gain/ Loss Clubs	New Members	Charter Members	Reinstate Members	Transfer Members	Total Member Added	Total Members Dropped	Gain/ Loss Members
2019-2020	0	0	0	62	0	8	8	78	186	-108
2020-2021	2	6	-4	135	56	9	28	228	302	-74
2021-2022	0	5	-5	65	7	10	24	106	222	-116
2022-2023	0	4	-4	103	1	3	11	118	156	-38
2023-2024	0	1	-1	105	1	5	10	121	184	-63
<b>Average</b>	<b>0</b>	<b>3</b>	<b>-3</b>	<b>94</b>	<b>13</b>	<b>7</b>	<b>16</b>	<b>130</b>	<b>210</b>	<b>-80</b>



### Membership Composition June 2024 Cumulative



### Gender Composition June 2024 Cumulative

