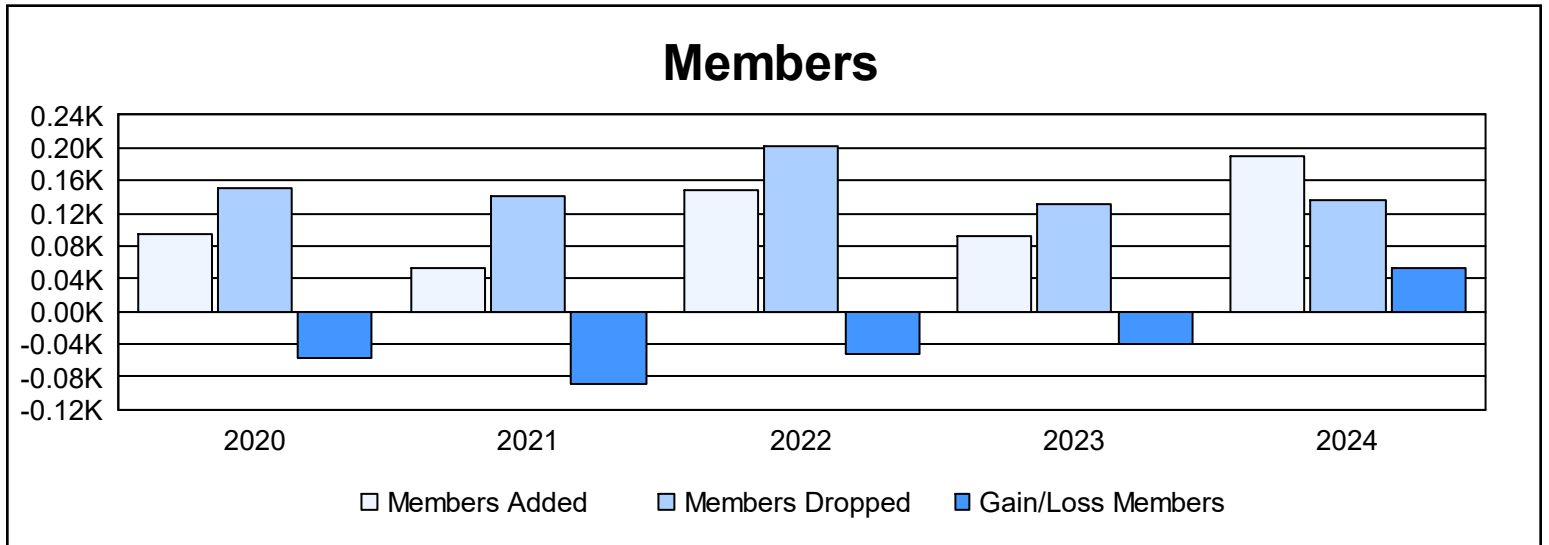
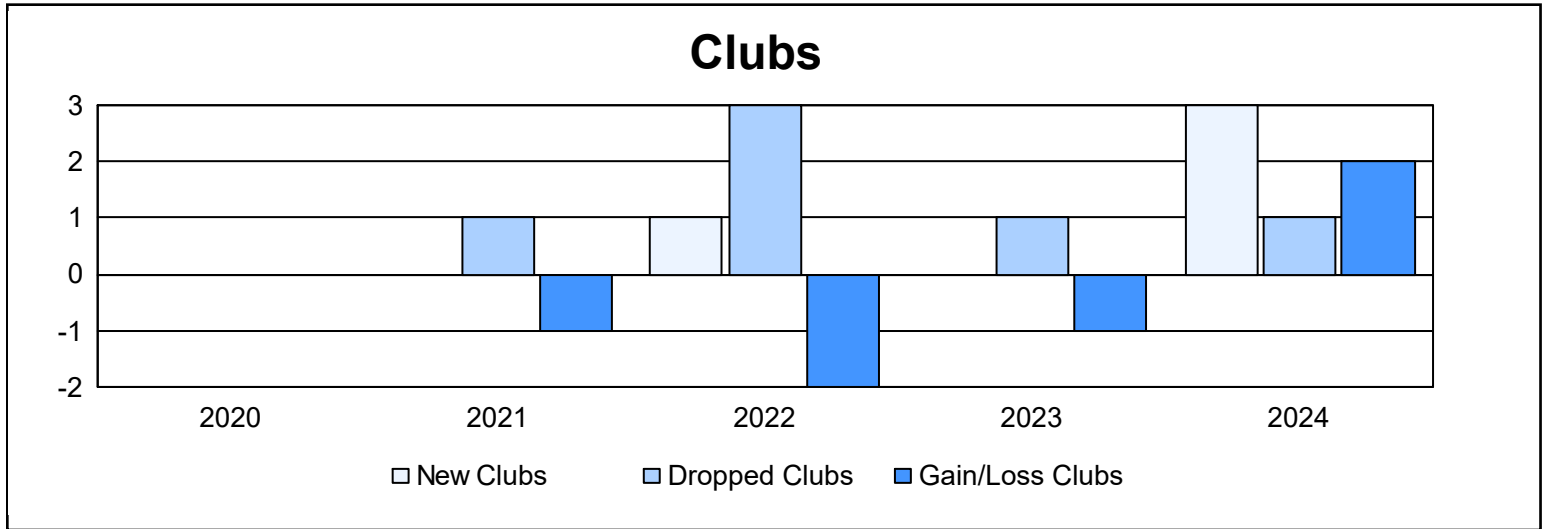
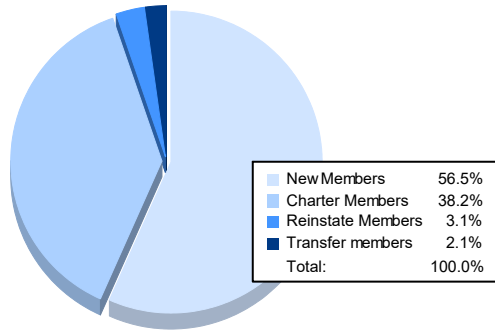


Year	New Clubs	Dropped Clubs	Gain/ Loss Clubs	New Members	Charter Members	Reinstate Members	Transfer Members	Total Member Added	Total Members Dropped	Gain/ Loss Members
2019-2020	0	0	0	81	2	3	9	95	151	-56
2020-2021	0	1	-1	47	0	5	1	53	142	-89
2021-2022	1	3	-2	92	27	27	3	149	201	-52
2022-2023	0	1	-1	79	0	5	8	92	132	-40
2023-2024	3	1	2	108	73	6	4	191	137	54
<b>Average</b>	<b>1</b>	<b>1</b>	<b>0</b>	<b>81</b>	<b>20</b>	<b>9</b>	<b>5</b>	<b>116</b>	<b>153</b>	<b>-37</b>



### Membership Composition June 2024 Cumulative



### Gender Composition June 2024 Cumulative

