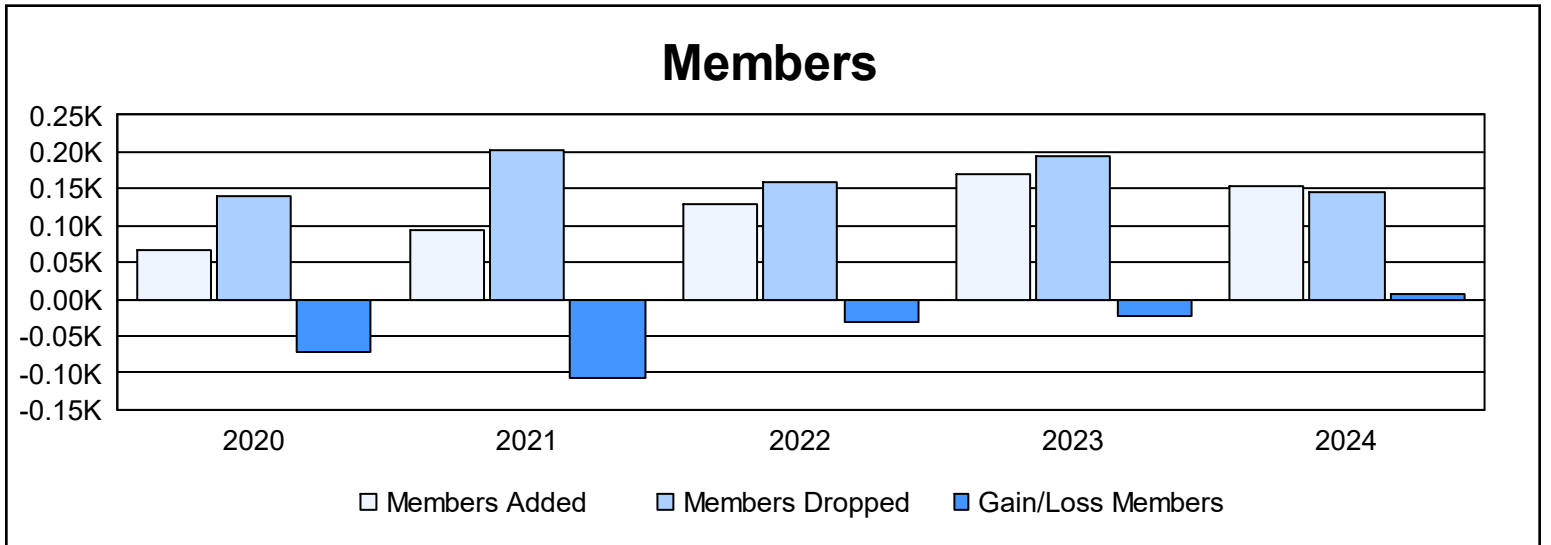
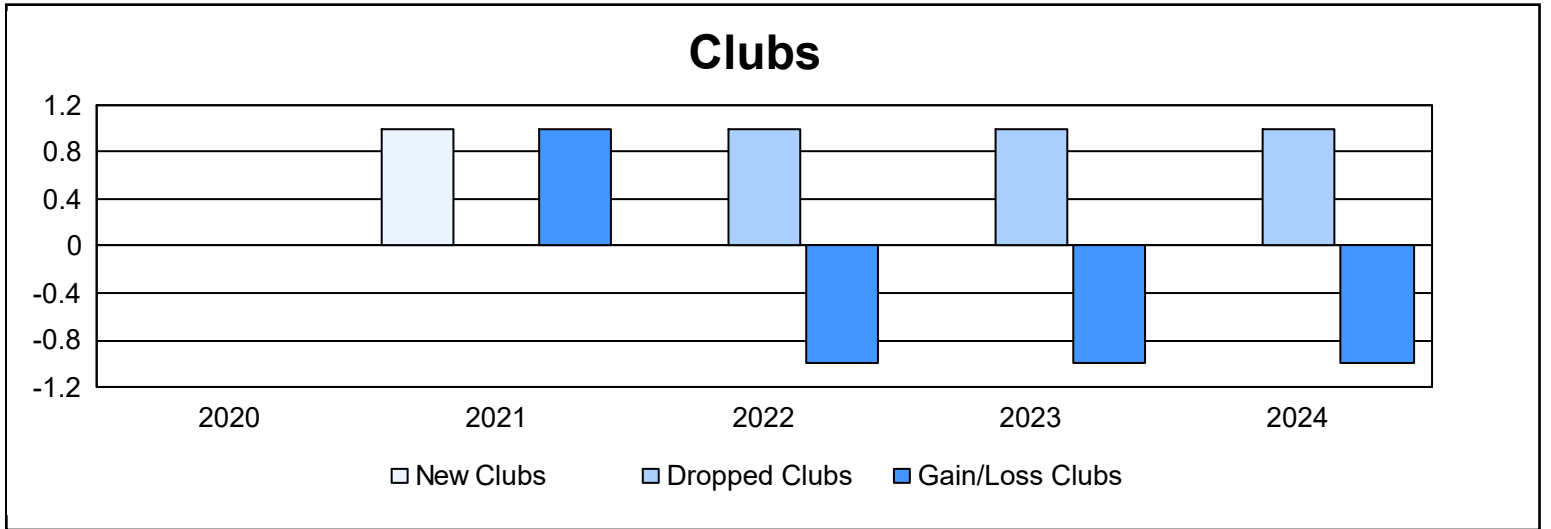
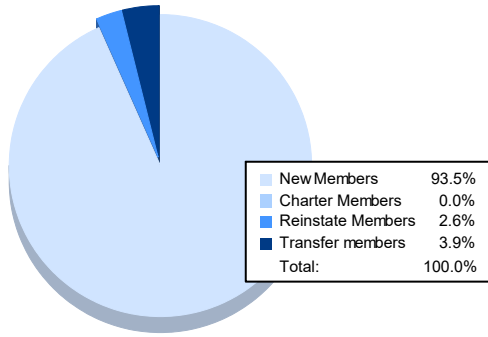


Year	New Clubs	Dropped Clubs	Gain/ Loss Clubs	New Members	Charter Members	Reinstate Members	Transfer Members	Total Member Added	Total Members Dropped	Gain/ Loss Members
2019-2020	0	0	0	59	0	4	5	68	141	-73
2020-2021	1	0	1	69	10	11	4	94	202	-108
2021-2022	0	1	-1	106	0	17	5	128	159	-31
2022-2023	0	1	-1	145	1	11	14	171	194	-23
2023-2024	0	1	-1	143	0	4	6	153	146	7
<b>Average</b>	<b>0</b>	<b>1</b>	<b>0</b>	<b>104</b>	<b>2</b>	<b>9</b>	<b>7</b>	<b>123</b>	<b>168</b>	<b>-46</b>



### Membership Composition June 2024 Cumulative



### Gender Composition June 2024 Cumulative

