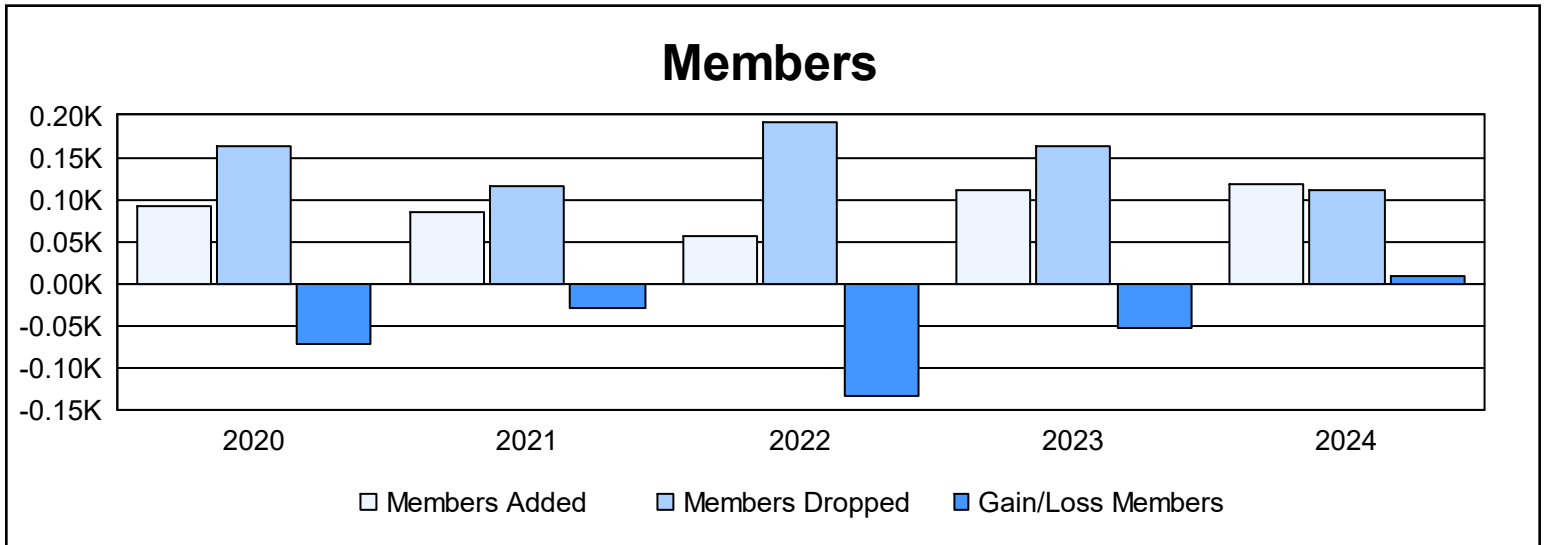
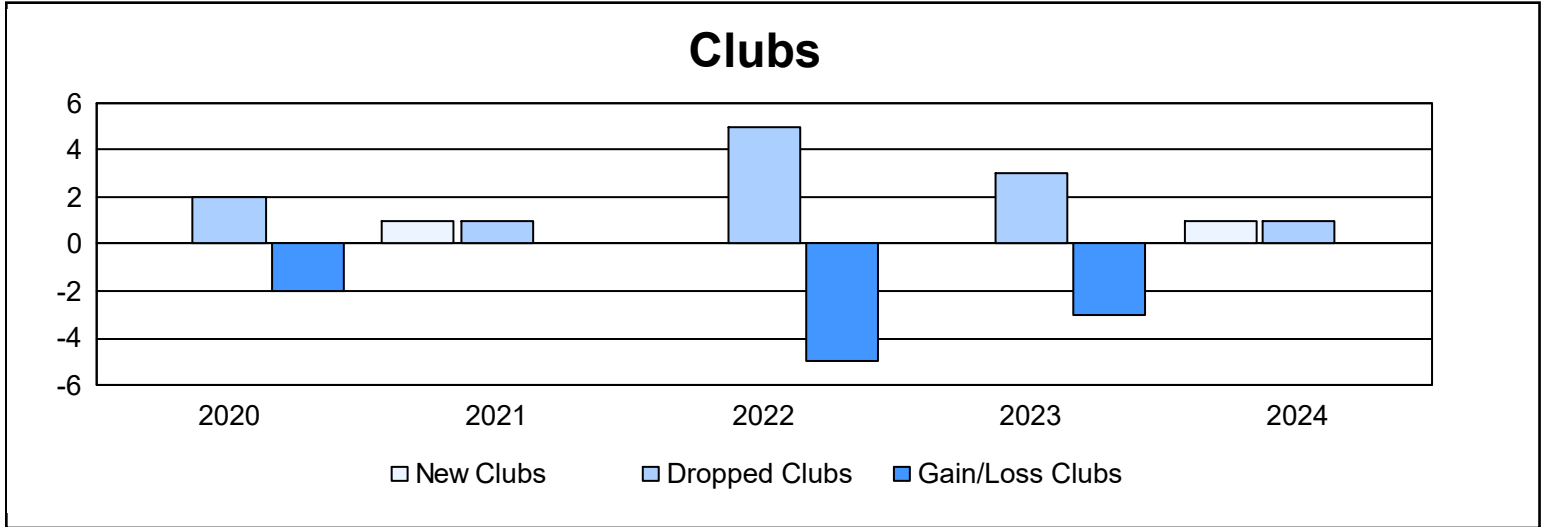
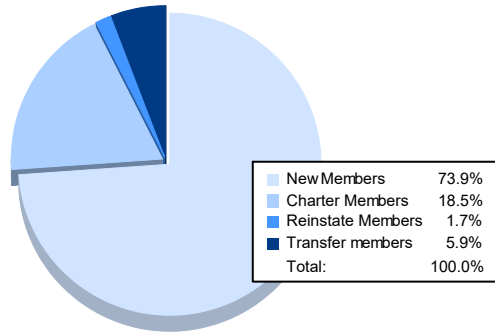


Year	New Clubs	Dropped Clubs	Gain/ Loss Clubs	New Members	Charter Members	Reinstate Members	Transfer Members	Total Member Added	Total Members Dropped	Gain/ Loss Members
2019-2020	0	2	-2	61	1	14	16	92	163	-71
2020-2021	1	1	0	46	27	8	4	85	115	-30
2021-2022	0	5	-5	51	0	3	3	57	191	-134
2022-2023	0	3	-3	80	0	27	3	110	162	-52
2023-2024	1	1	0	88	22	2	7	119	111	8
<b>Average</b>	<b>0</b>	<b>2</b>	<b>-2</b>	<b>65</b>	<b>10</b>	<b>11</b>	<b>7</b>	<b>93</b>	<b>148</b>	<b>-56</b>



### Membership Composition June 2024 Cumulative



### Gender Composition June 2024 Cumulative

