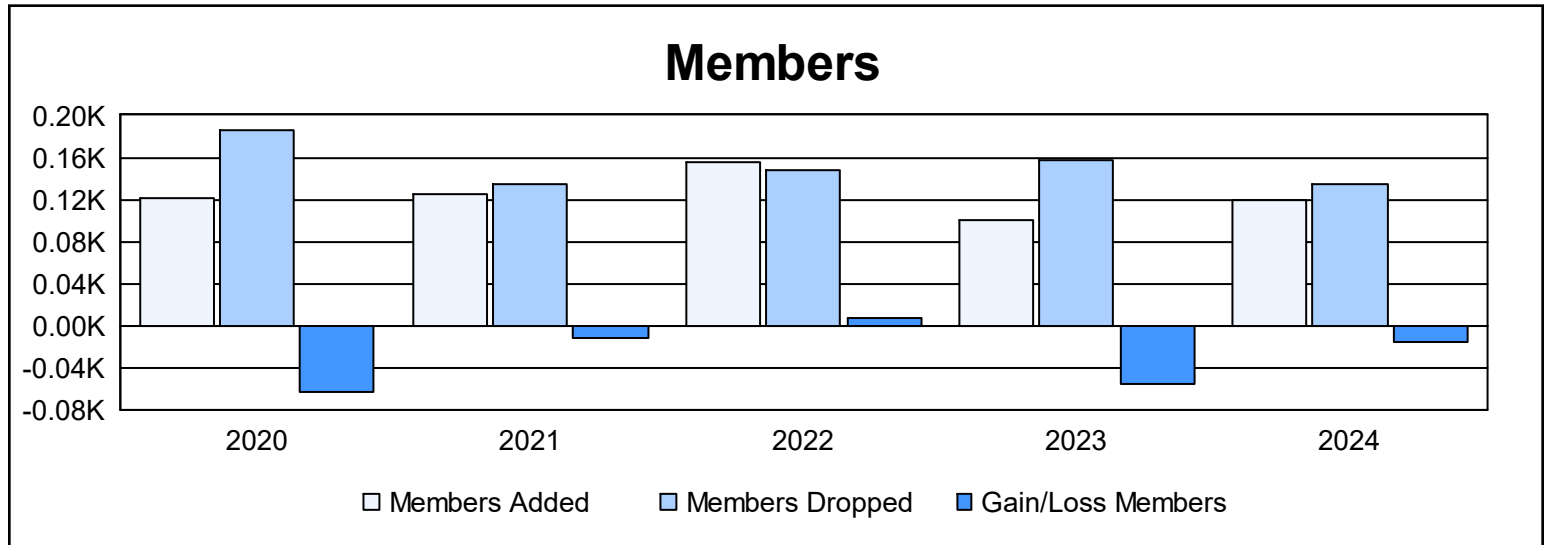
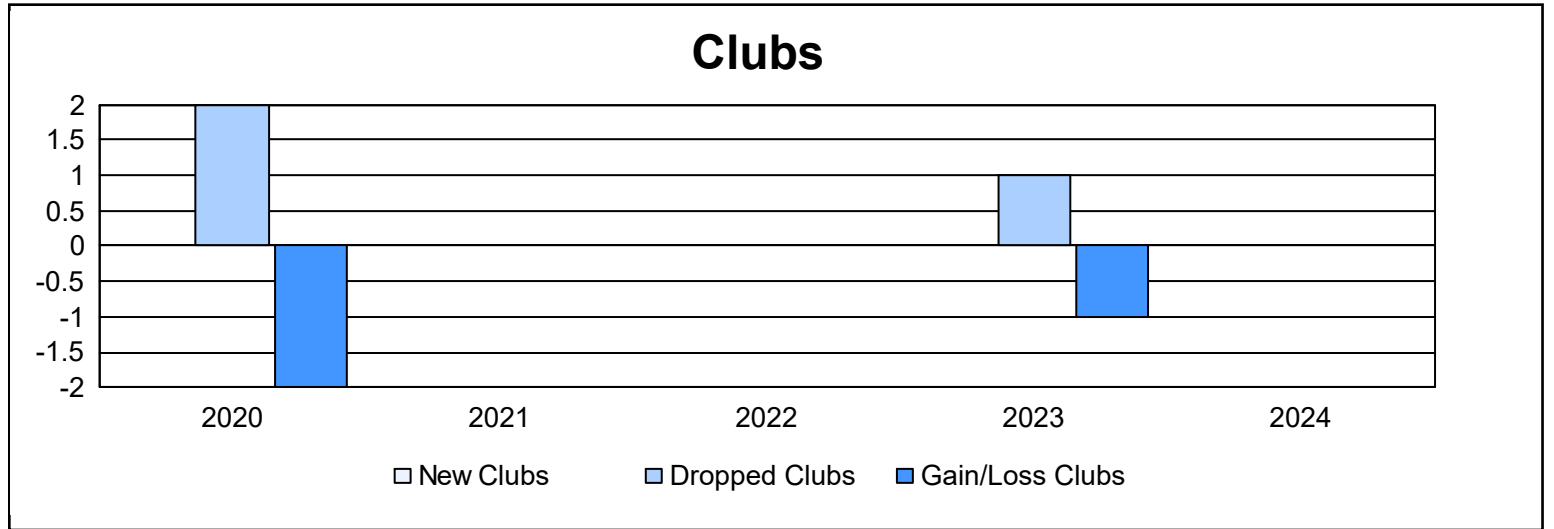
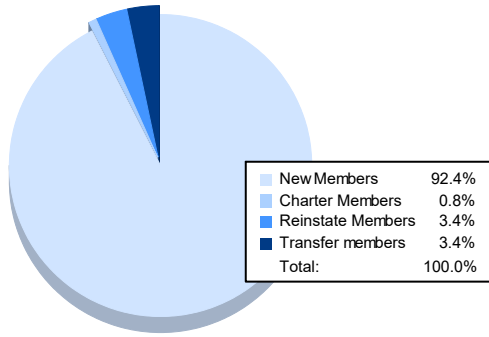


Year	New Clubs	Dropped Clubs	Gain/ Loss Clubs	New Members	Charter Members	Reinstate Members	Transfer Members	Total Member Added	Total Members Dropped	Gain/ Loss Members
2019-2020	0	2	-2	107	3	5	6	121	185	-64
2020-2021	0	0	0	113	1	5	5	124	135	-11
2021-2022	0	0	0	149	2	2	3	156	148	8
2022-2023	0	1	-1	88	0	11	2	101	157	-56
2023-2024	0	0	0	110	1	4	4	119	135	-16
<b>Average</b>	<b>0</b>	<b>1</b>	<b>-1</b>	<b>113</b>	<b>1</b>	<b>5</b>	<b>4</b>	<b>124</b>	<b>152</b>	<b>-28</b>



### Membership Composition June 2024 Cumulative



### Gender Composition June 2024 Cumulative

