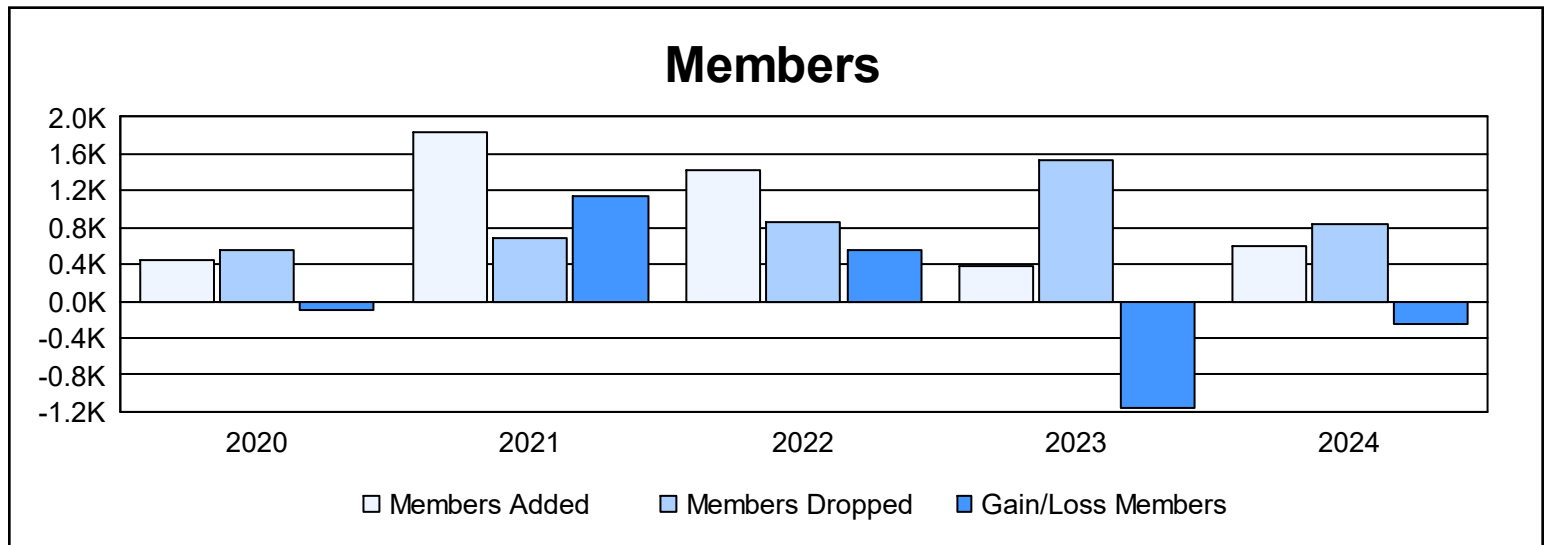
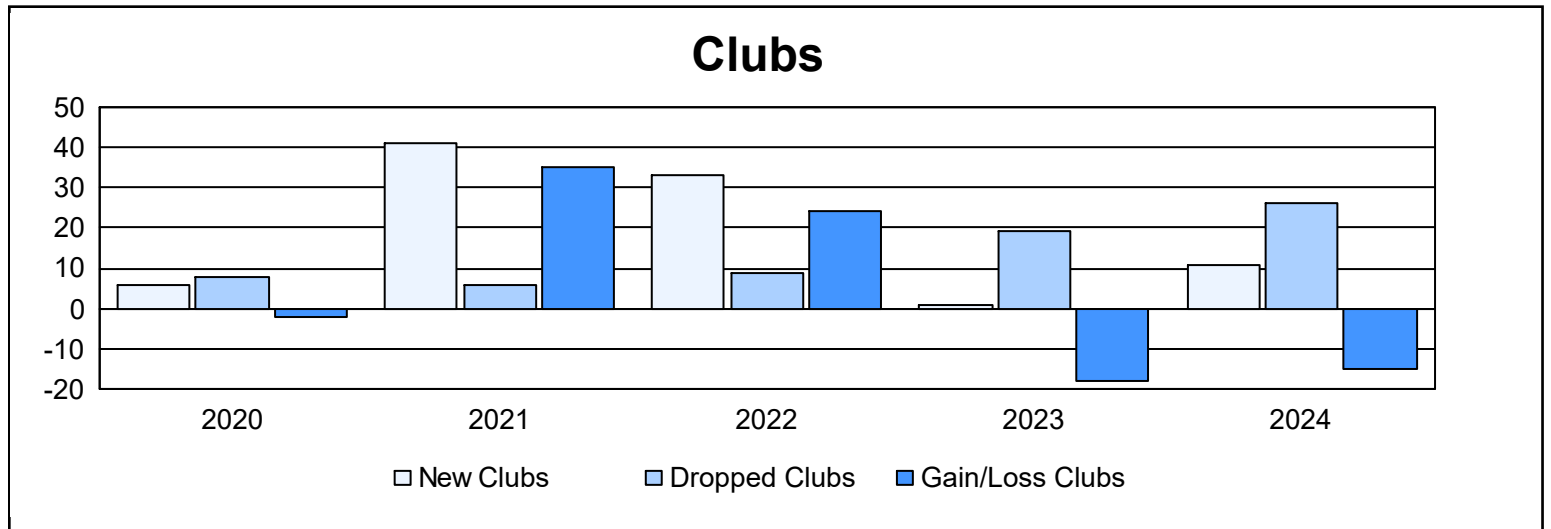
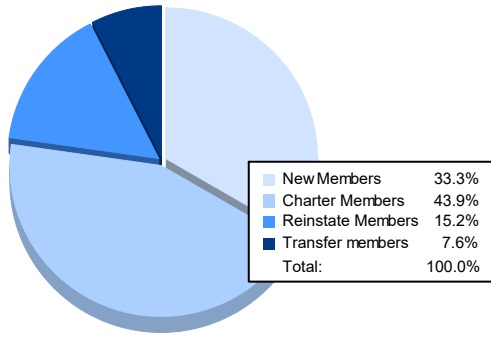


Year	New Clubs	Dropped Clubs	Gain/ Loss Clubs	New Members	Charter Members	Reinstate Members	Transfer Members	Total Member Added	Total Members Dropped	Gain/ Loss Members
2019-2020	6	8	-2	244	156	28	20	448	550	-102
2020-2021	41	6	35	594	1,142	70	33	1,839	695	1,144
2021-2022	33	9	24	584	791	32	12	1,419	865	554
2022-2023	1	19	-18	217	94	65	14	390	1,541	-1,151
2023-2024	11	26	-15	197	260	90	45	592	835	-243
<b>Average</b>	<b>18</b>	<b>14</b>	<b>5</b>	<b>367</b>	<b>489</b>	<b>57</b>	<b>25</b>	<b>938</b>	<b>897</b>	<b>40</b>



### Membership Composition June 2024 Cumulative



### Gender Composition June 2024 Cumulative

