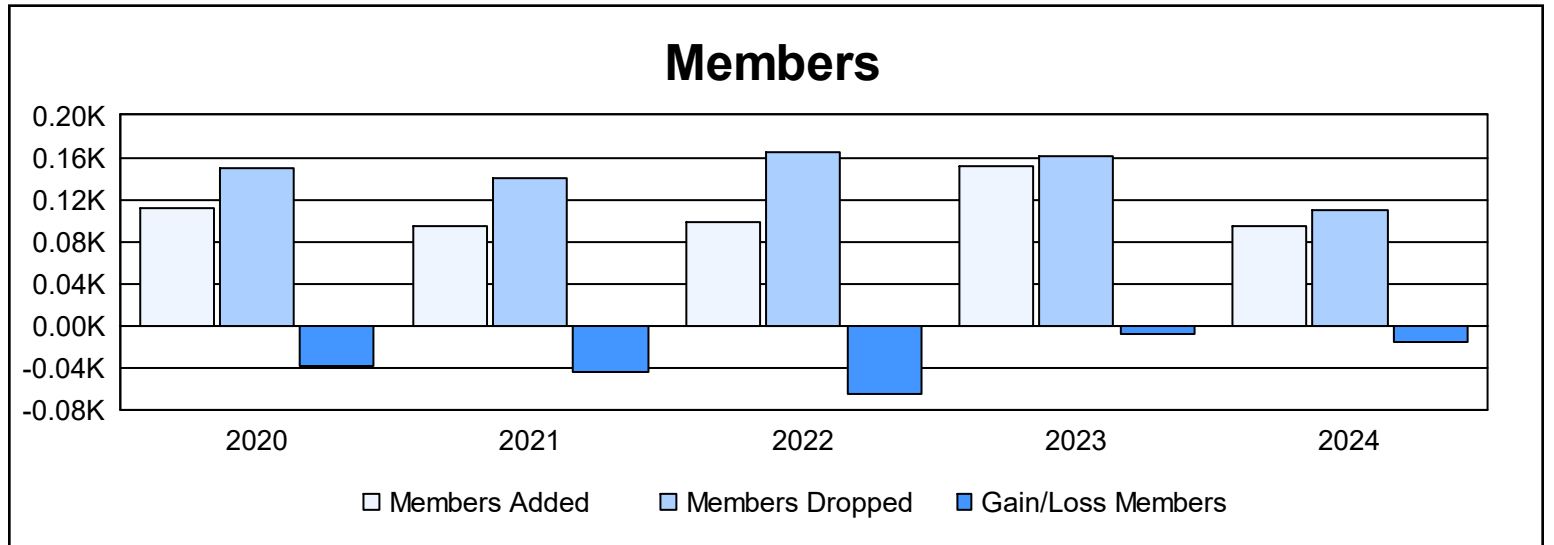
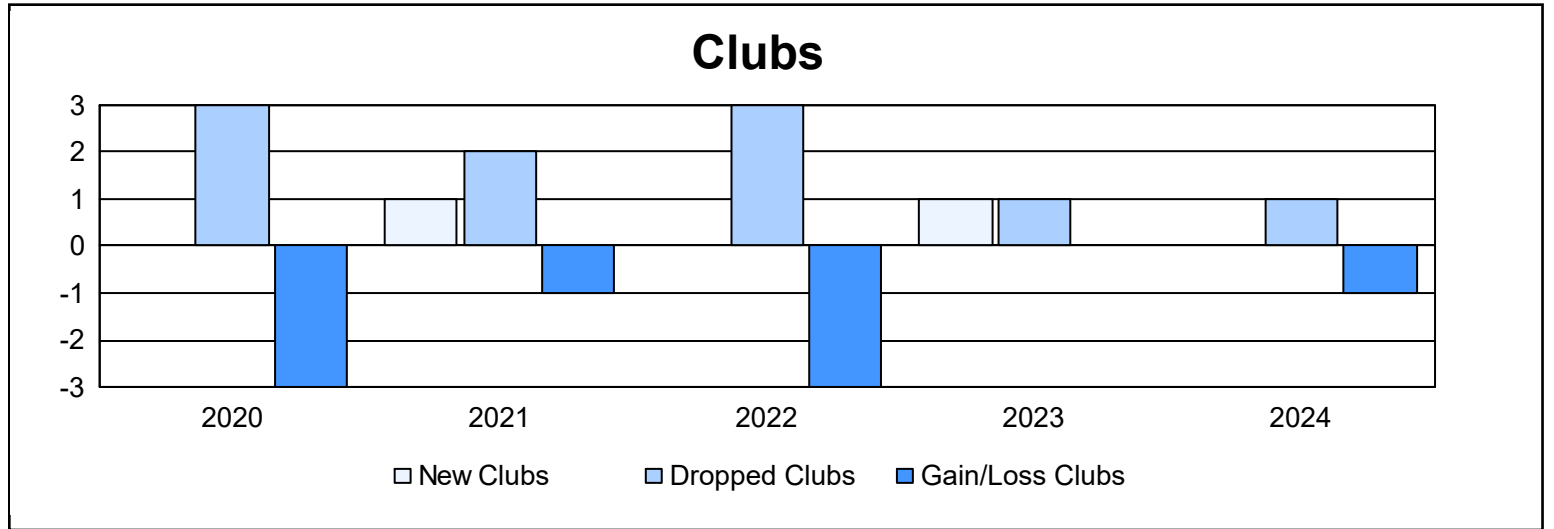
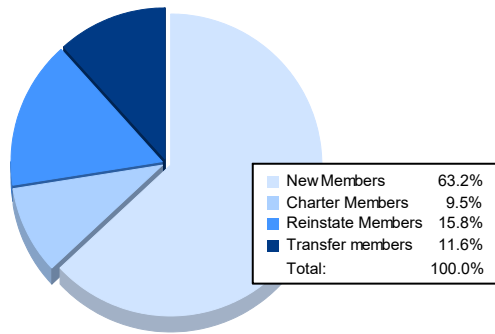


| Year | New Clubs | Dropped Clubs | Gain/ Loss Clubs | New Members | Charter Members | Reinstate Members | Transfer Members | Total Member Added | Total Members Dropped | Gain/ Loss Members |
|----------------|-----------|---------------|------------------|-------------|-----------------|-------------------|------------------|--------------------|-----------------------|--------------------|
| 2019-2020 | 0 | 3 | -3 | 79 | 14 | 9 | 9 | 111 | 150 | -39 |
| 2020-2021 | 1 | 2 | -1 | 59 | 31 | 2 | 3 | 95 | 140 | -45 |
| 2021-2022 | 0 | 3 | -3 | 83 | 6 | 7 | 3 | 99 | 164 | -65 |
| 2022-2023 | 1 | 1 | 0 | 91 | 46 | 13 | 2 | 152 | 161 | -9 |
| 2023-2024 | 0 | 1 | -1 | 60 | 9 | 15 | 11 | 95 | 110 | -15 |
| Average | 0 | 2 | -2 | 74 | 21 | 9 | 6 | 110 | 145 | -35 |



Membership Composition June 2024 Cumulative



Gender Composition June 2024 Cumulative

