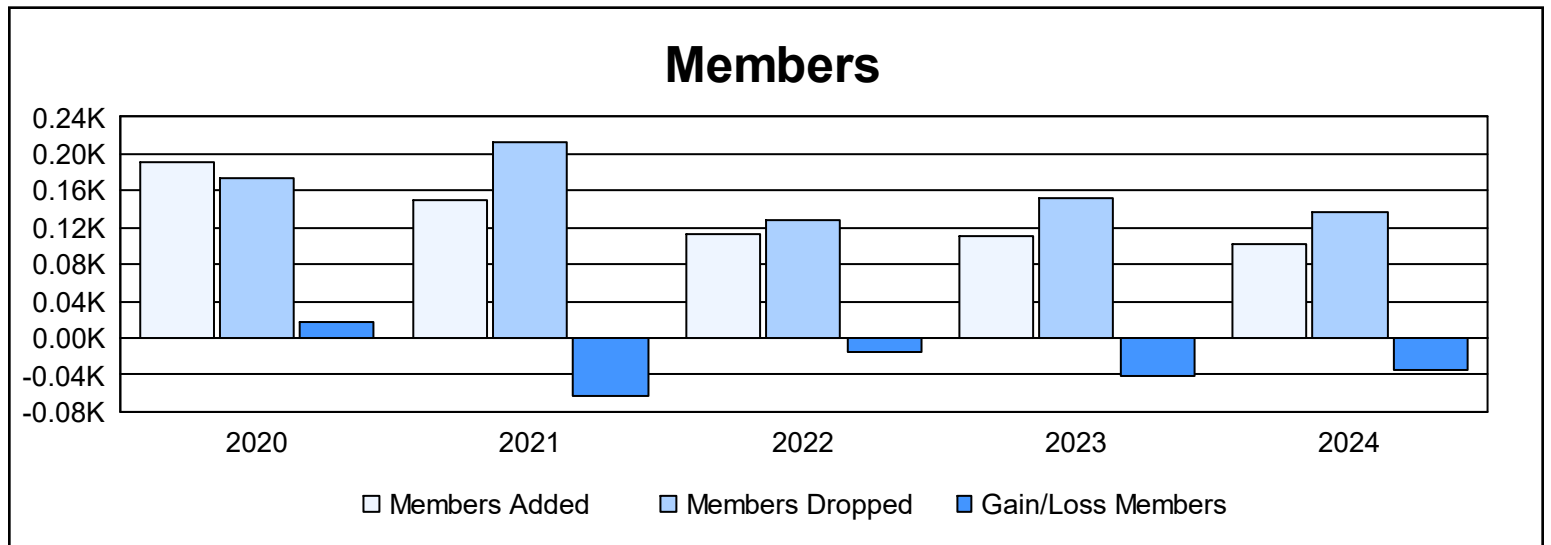
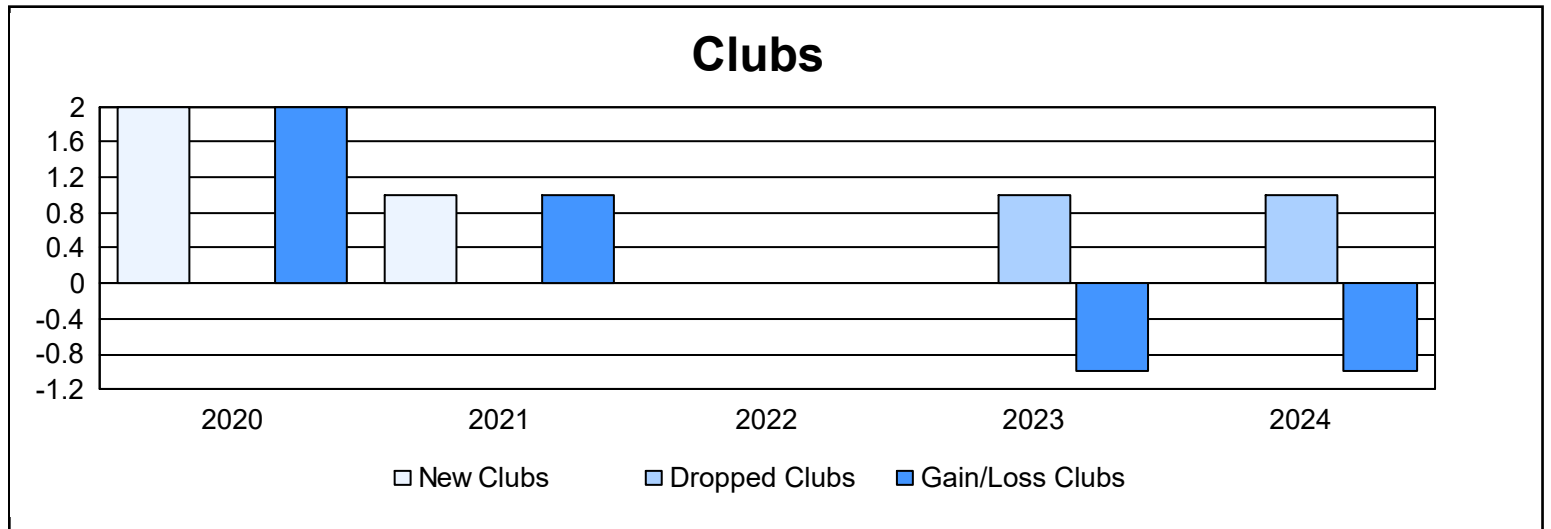
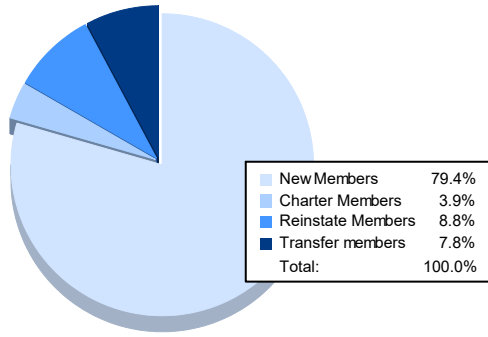


Year	New Clubs	Dropped Clubs	Gain/ Loss Clubs	New Members	Charter Members	Reinstate Members	Transfer Members	Total Member Added	Total Members Dropped	Gain/ Loss Members
2019-2020	2	0	2	111	65	13	2	191	173	18
2020-2021	1	0	1	89	40	13	7	149	212	-63
2021-2022	0	0	0	95	5	11	2	113	128	-15
2022-2023	0	1	-1	100	3	8	0	111	153	-42
2023-2024	0	1	-1	81	4	9	8	102	137	-35
<b>Average</b>	<b>1</b>	<b>0</b>	<b>0</b>	<b>95</b>	<b>23</b>	<b>11</b>	<b>4</b>	<b>133</b>	<b>161</b>	<b>-27</b>



### Membership Composition June 2024 Cumulative



### Gender Composition June 2024 Cumulative

