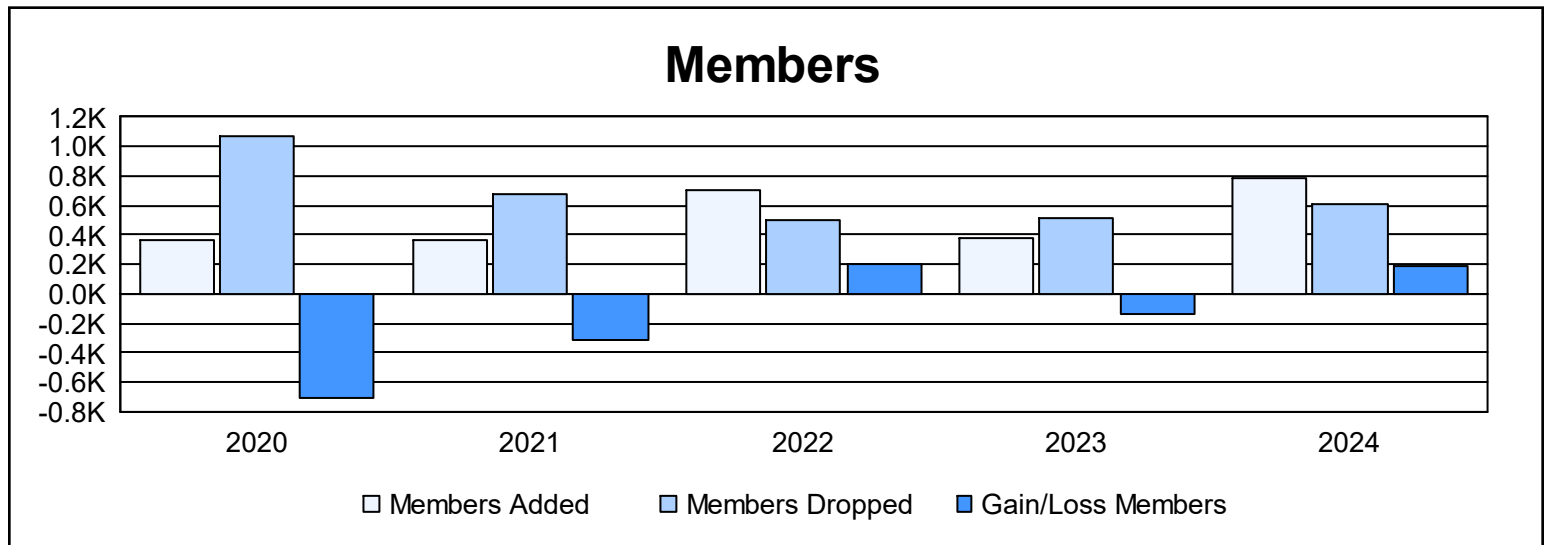
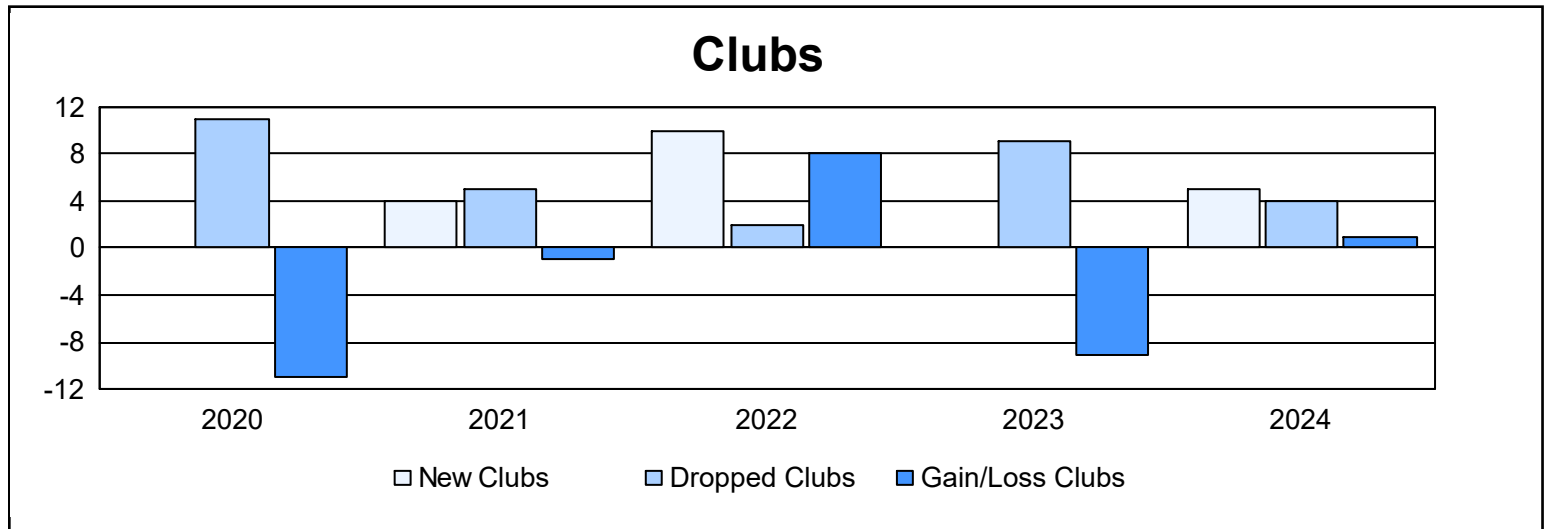
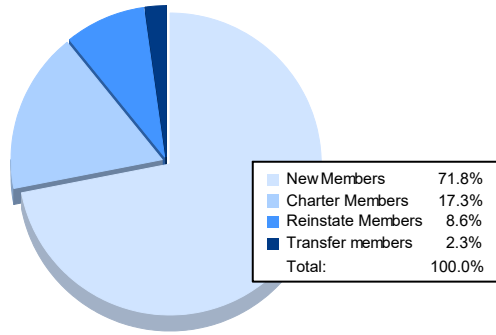


| Year | New Clubs | Dropped Clubs | Gain/ Loss Clubs | New Members | Charter Members | Reinstate Members | Transfer Members | Total Member Added | Total Members Dropped | Gain/ Loss Members |
|----------------|-----------|---------------|------------------|-------------|-----------------|-------------------|------------------|--------------------|-----------------------|--------------------|
| 2019-2020 | 0 | 11 | -11 | 296 | 45 | 16 | 3 | 360 | 1,068 | -708 |
| 2020-2021 | 4 | 5 | -1 | 235 | 105 | 10 | 19 | 369 | 676 | -307 |
| 2021-2022 | 10 | 2 | 8 | 361 | 268 | 57 | 20 | 706 | 500 | 206 |
| 2022-2023 | 0 | 9 | -9 | 257 | 46 | 64 | 7 | 374 | 513 | -139 |
| 2023-2024 | 5 | 4 | 1 | 568 | 137 | 68 | 18 | 791 | 605 | 186 |
| Average | 4 | 6 | -2 | 343 | 120 | 43 | 13 | 520 | 672 | -152 |



Membership Composition June 2024 Cumulative



Gender Composition June 2024 Cumulative

