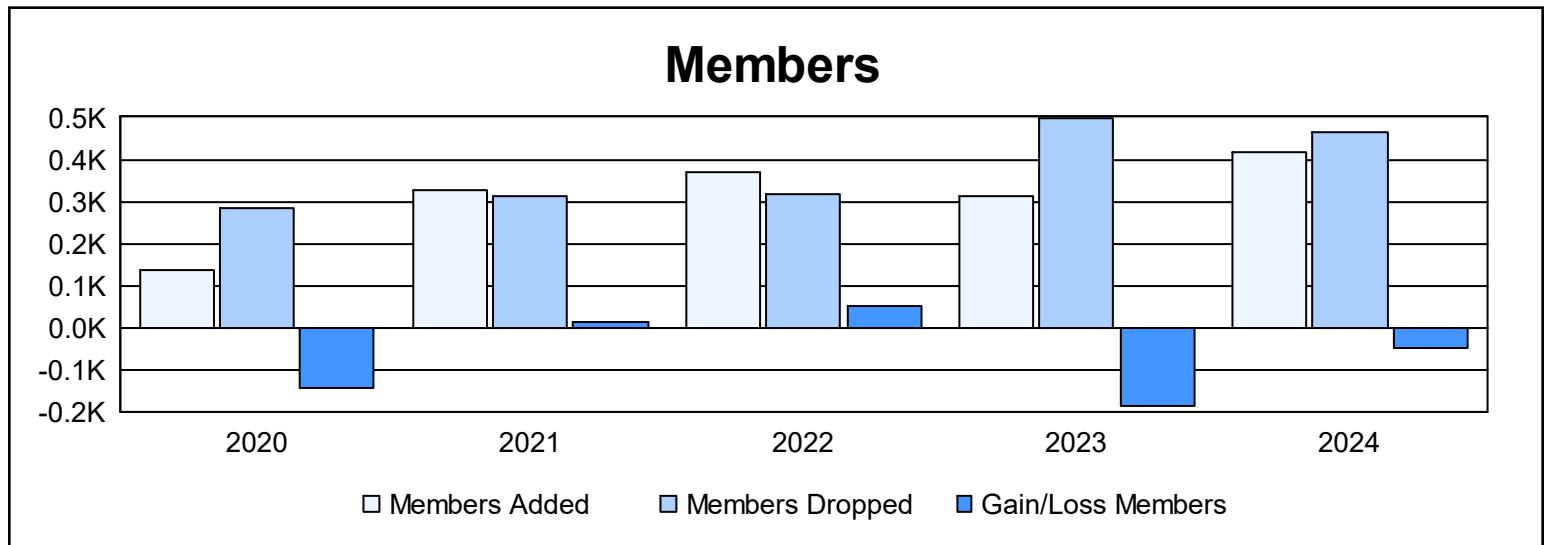
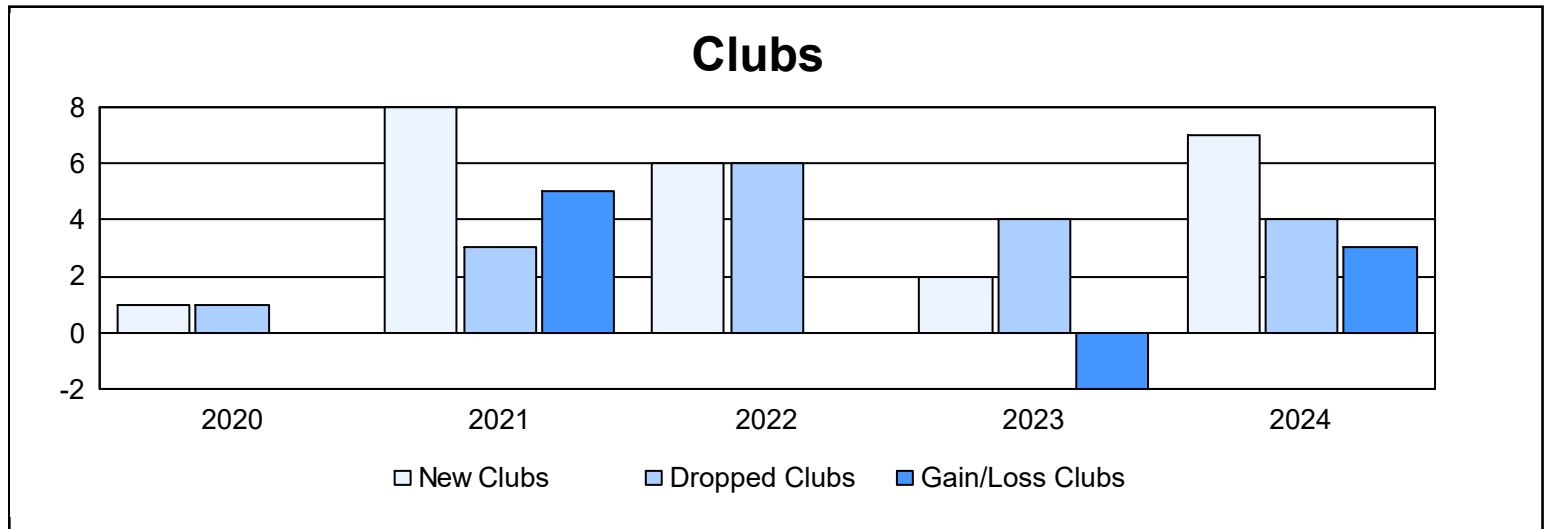
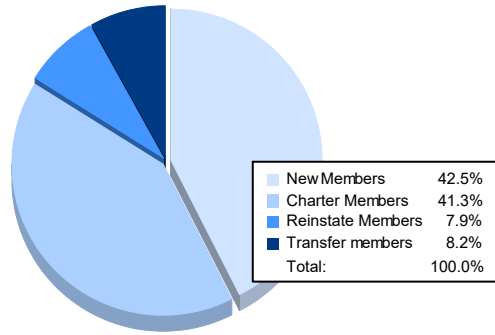


Year	New Clubs	Dropped Clubs	Gain/ Loss Clubs	New Members	Charter Members	Reinstate Members	Transfer Members	Total Member Added	Total Members Dropped	Gain/ Loss Members
2019-2020	1	1	0	70	47	18	3	138	284	-146
2020-2021	8	3	5	104	205	13	3	325	314	11
2021-2022	6	6	0	176	160	21	10	367	316	51
2022-2023	2	4	-2	175	73	51	12	311	497	-186
2023-2024	7	4	3	177	172	33	34	416	465	-49
<b>Average</b>	<b>5</b>	<b>4</b>	<b>1</b>	<b>140</b>	<b>131</b>	<b>27</b>	<b>12</b>	<b>311</b>	<b>375</b>	<b>-64</b>



### Membership Composition June 2024 Cumulative



### Gender Composition June 2024 Cumulative

