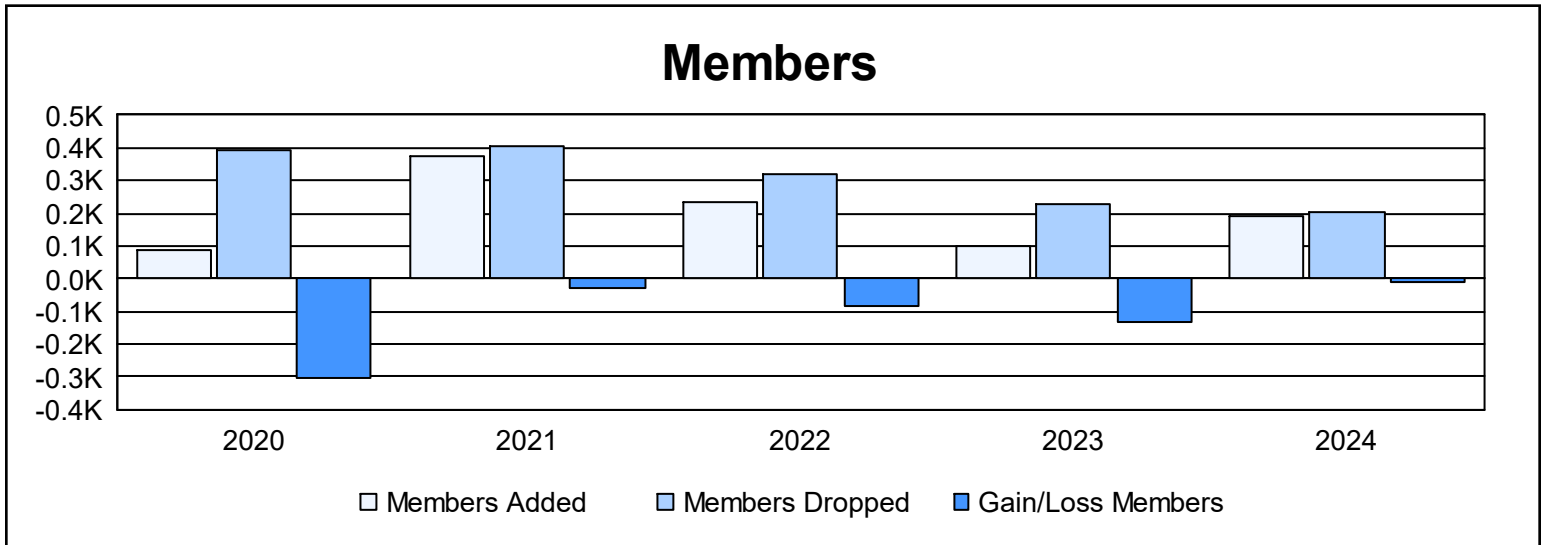
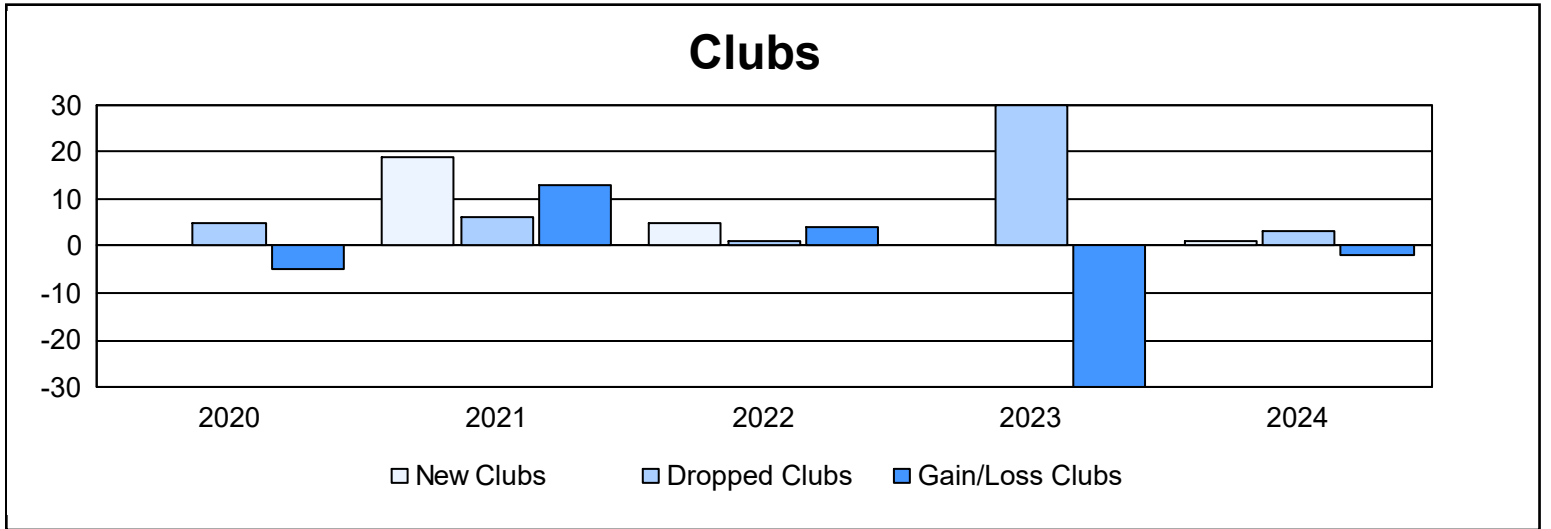
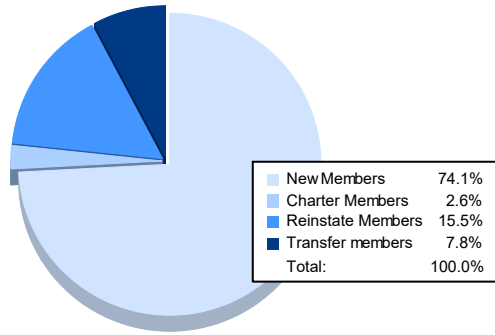


Year	New Clubs	Dropped Clubs	Gain/ Loss Clubs	New Members	Charter Members	Reinstate Members	Transfer Members	Total Member Added	Total Members Dropped	Gain/ Loss Members
2019-2020	0	5	-5	58	4	16	11	89	394	-305
2020-2021	19	6	13	89	255	12	20	376	402	-26
2021-2022	5	1	4	114	101	6	13	234	317	-83
2022-2023	0	30	-30	76	2	13	9	100	230	-130
2023-2024	1	3	-2	143	5	30	15	193	202	-9
<b>Average</b>	<b>5</b>	<b>9</b>	<b>-4</b>	<b>96</b>	<b>73</b>	<b>15</b>	<b>14</b>	<b>198</b>	<b>309</b>	<b>-111</b>



### Membership Composition June 2024 Cumulative



### Gender Composition June 2024 Cumulative

