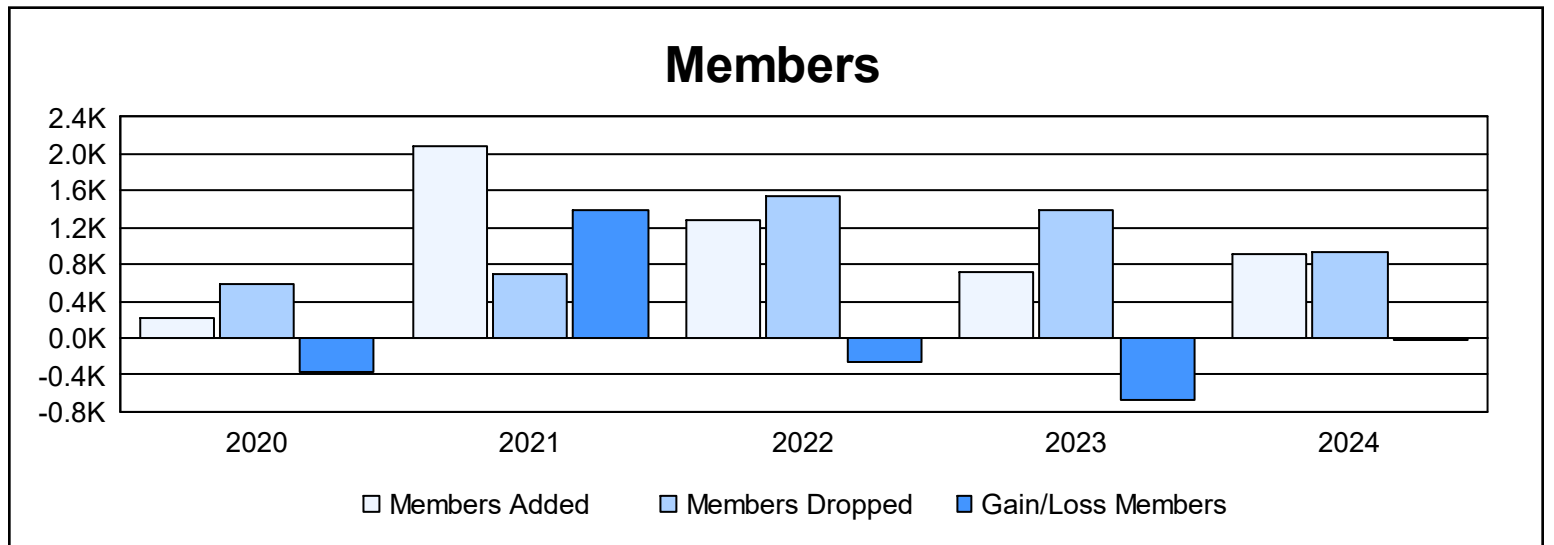
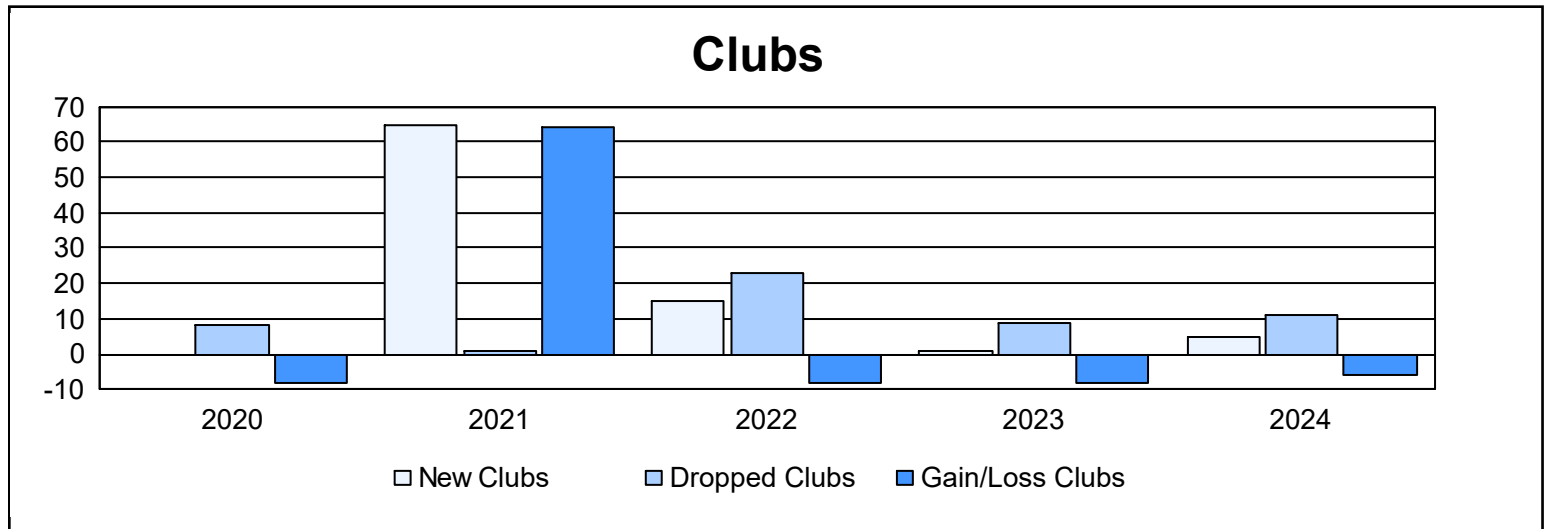
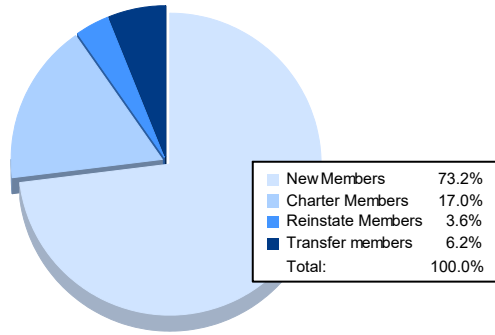


Year	New Clubs	Dropped Clubs	Gain/ Loss Clubs	New Members	Charter Members	Reinstate Members	Transfer Members	Total Member Added	Total Members Dropped	Gain/ Loss Members
2019-2020	0	8	-8	132	28	42	7	209	586	-377
2020-2021	65	1	64	823	1,210	32	16	2,081	699	1,382
2021-2022	15	23	-8	726	462	84	17	1,289	1,546	-257
2022-2023	1	9	-8	396	170	84	73	723	1,390	-667
2023-2024	5	11	-6	671	156	33	57	917	939	-22
Average	17	10	7	550	405	55	34	1,044	1,032	12



Membership Composition June 2024 Cumulative



Gender Composition June 2024 Cumulative

