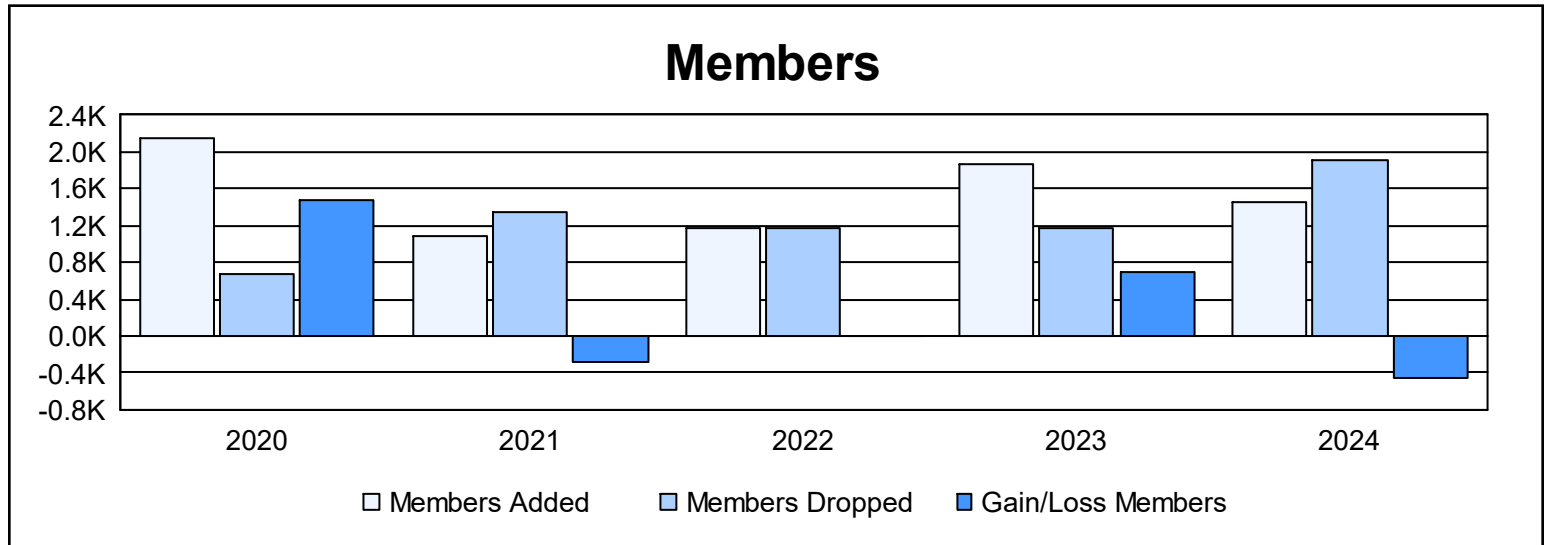
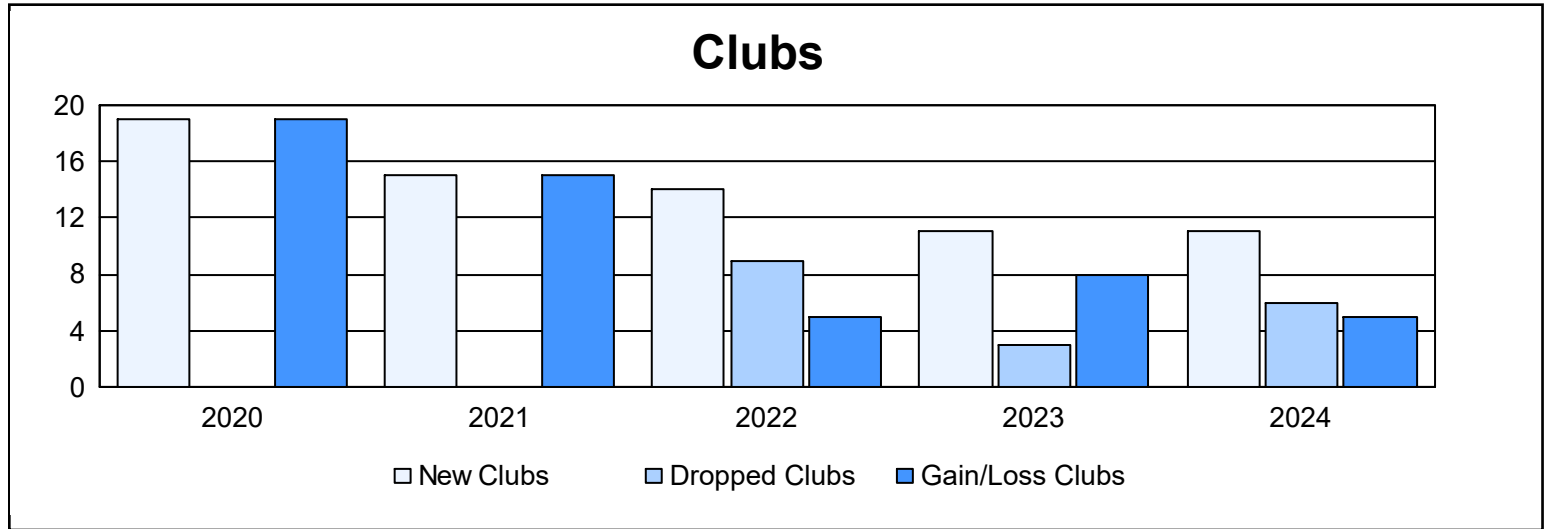
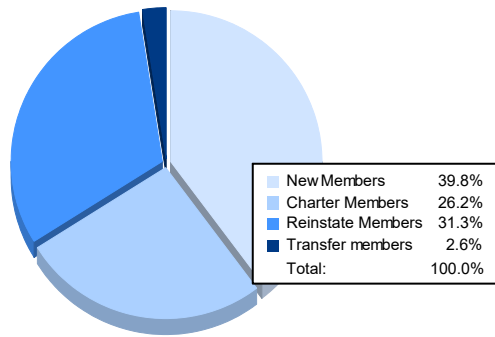


Year	New Clubs	Dropped Clubs	Gain/ Loss Clubs	New Members	Charter Members	Reinstate Members	Transfer Members	Total Member Added	Total Members Dropped	Gain/ Loss Members
2019-2020	19	0	19	1,535	516	79	14	2,144	676	1,468
2020-2021	15	0	15	565	464	49	5	1,083	1,356	-273
2021-2022	14	9	5	638	412	113	10	1,173	1,178	-5
2022-2023	11	3	8	1,277	364	152	70	1,863	1,165	698
2023-2024	11	6	5	578	381	455	38	1,452	1,906	-454
Average	14	4	10	919	427	170	27	1,543	1,256	287



Membership Composition June 2024 Cumulative



Gender Composition June 2024 Cumulative

