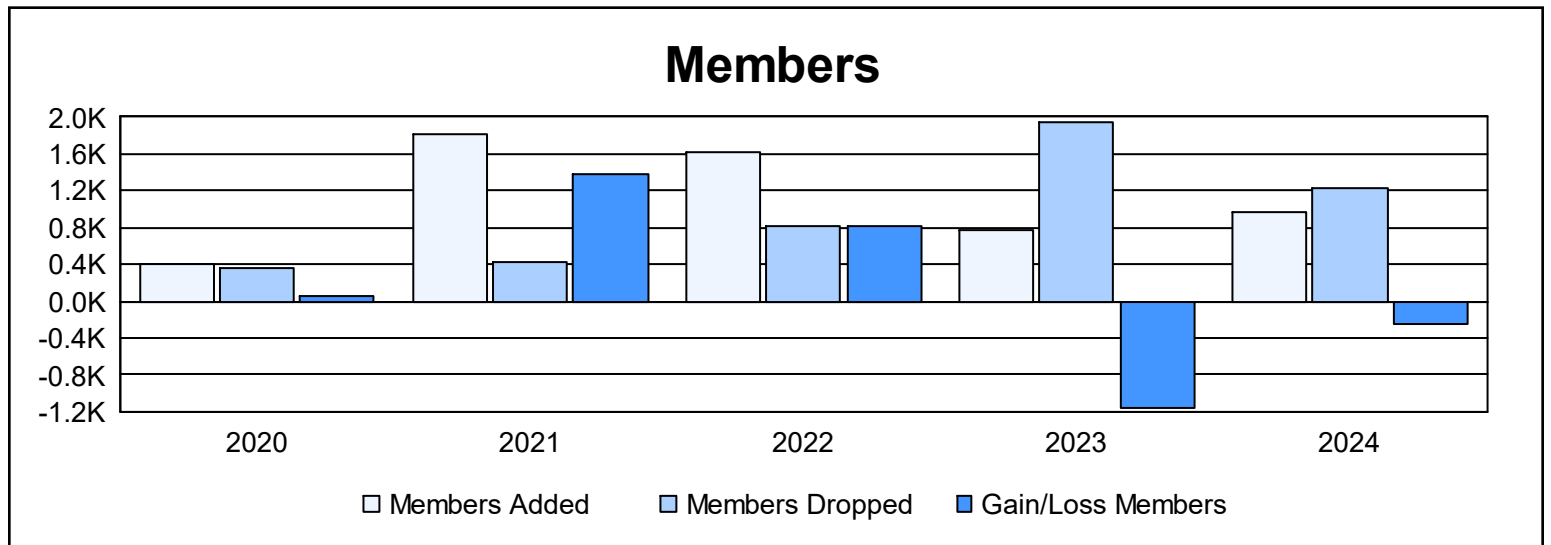
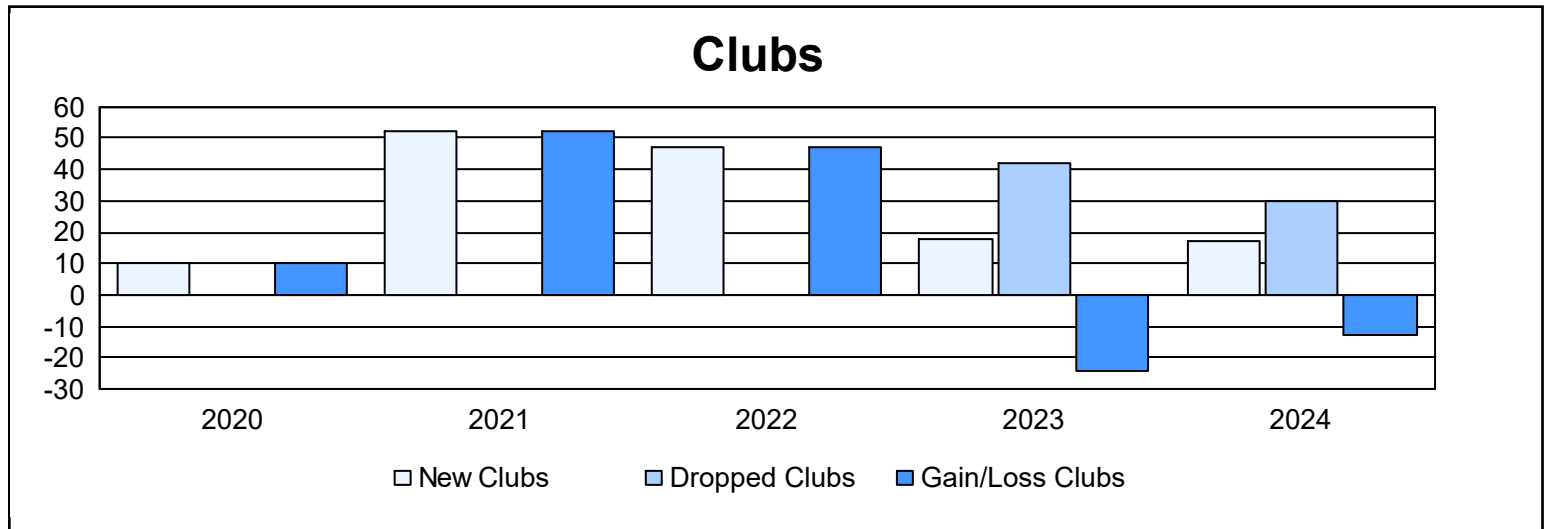
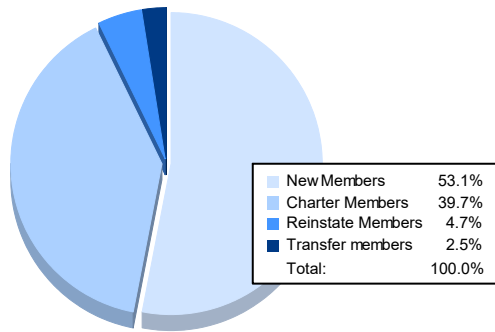


| Year | New Clubs | Dropped Clubs | Gain/ Loss Clubs | New Members | Charter Members | Reinstate Members | Transfer Members | Total Member Added | Total Members Dropped | Gain/ Loss Members |
|----------------|-----------|---------------|------------------|-------------|-----------------|-------------------|------------------|--------------------|-----------------------|--------------------|
| 2019-2020 | 10 | 0 | 10 | 143 | 254 | 9 | 1 | 407 | 355 | 52 |
| 2020-2021 | 52 | 0 | 52 | 509 | 1,284 | 9 | 3 | 1,805 | 415 | 1,390 |
| 2021-2022 | 47 | 0 | 47 | 551 | 1,057 | 11 | 6 | 1,625 | 809 | 816 |
| 2022-2023 | 18 | 42 | -24 | 312 | 423 | 35 | 1 | 771 | 1,934 | -1,163 |
| 2023-2024 | 17 | 30 | -13 | 519 | 388 | 46 | 24 | 977 | 1,218 | -241 |
| Average | 29 | 14 | 14 | 407 | 681 | 22 | 7 | 1,117 | 946 | 171 |



Membership Composition June 2024 Cumulative



Gender Composition June 2024 Cumulative

