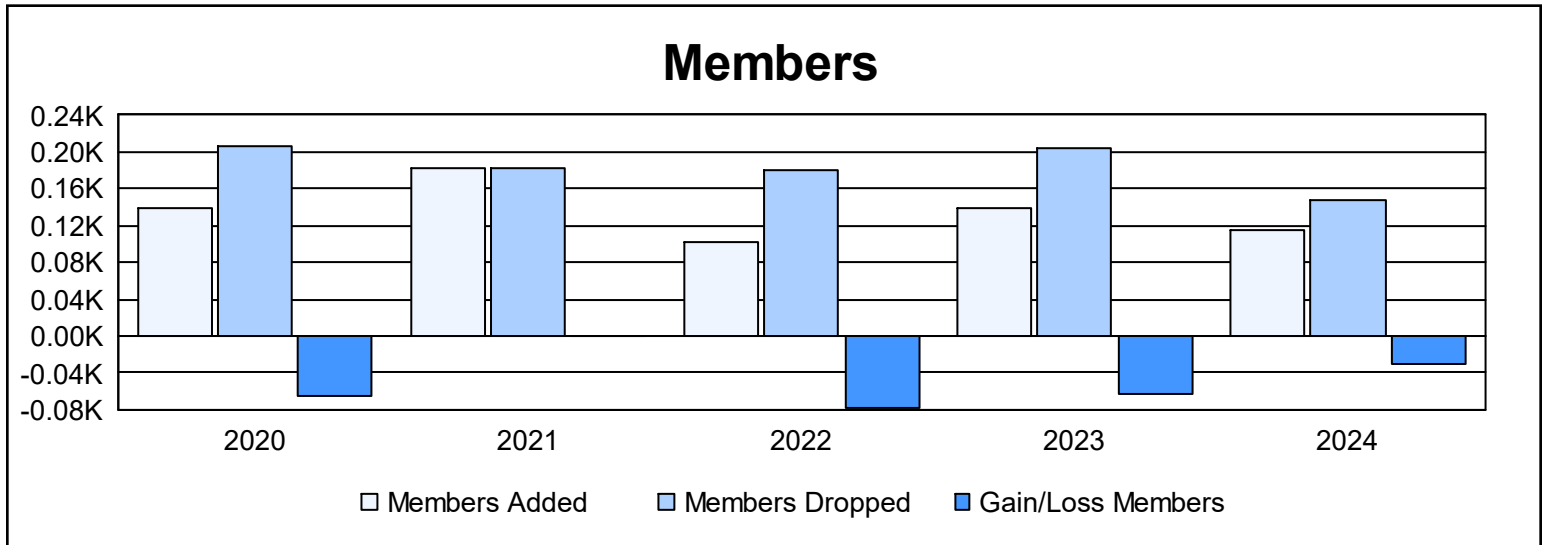
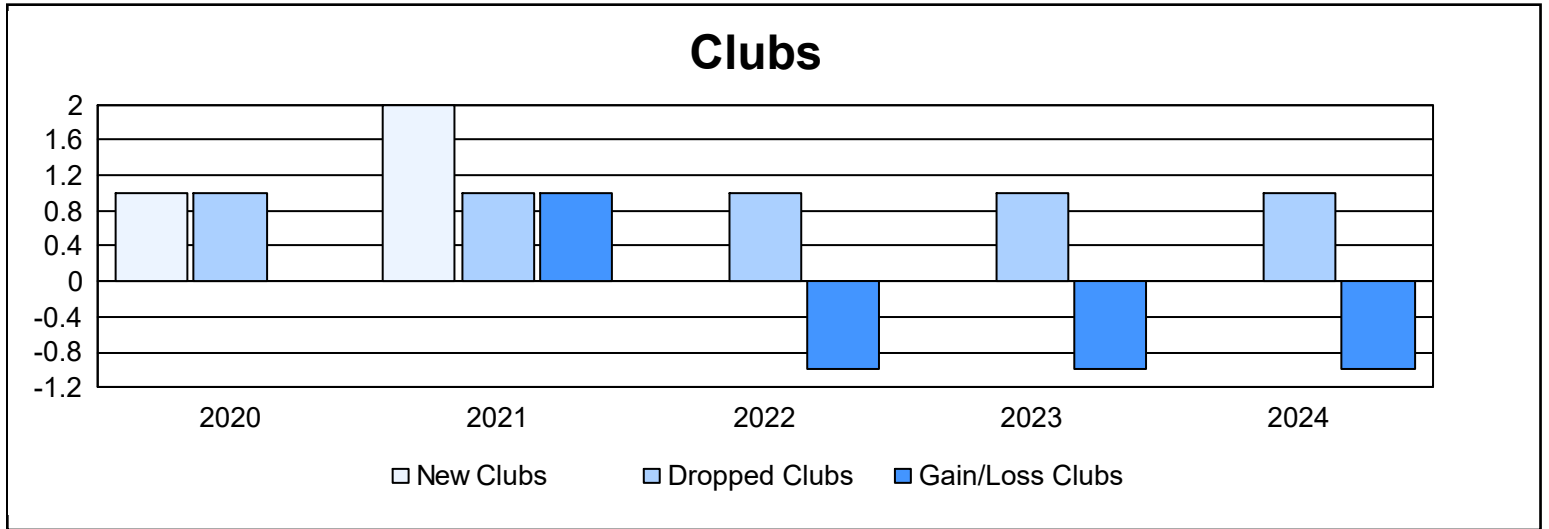
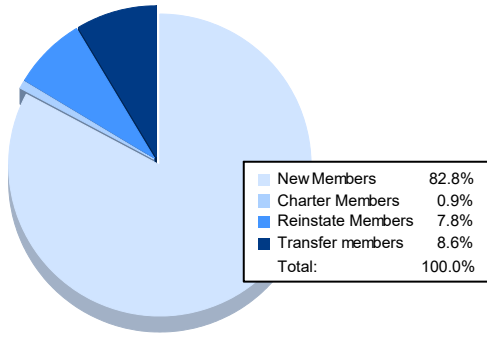


| Year | New Clubs | Dropped Clubs | Gain/ Loss Clubs | New Members | Charter Members | Reinstate Members | Transfer Members | Total Member Added | Total Members Dropped | Gain/ Loss Members |
|----------------|-----------|---------------|------------------|-------------|-----------------|-------------------|------------------|--------------------|-----------------------|--------------------|
| 2019-2020 | 1 | 1 | 0 | 103 | 27 | 2 | 8 | 140 | 206 | -66 |
| 2020-2021 | 2 | 1 | 1 | 102 | 56 | 15 | 10 | 183 | 182 | 1 |
| 2021-2022 | 0 | 1 | -1 | 94 | 1 | 3 | 4 | 102 | 181 | -79 |
| 2022-2023 | 0 | 1 | -1 | 107 | 2 | 8 | 23 | 140 | 203 | -63 |
| 2023-2024 | 0 | 1 | -1 | 96 | 1 | 9 | 10 | 116 | 147 | -31 |
| Average | 1 | 1 | 0 | 100 | 17 | 7 | 11 | 136 | 184 | -48 |



Membership Composition June 2024 Cumulative



Gender Composition June 2024 Cumulative

