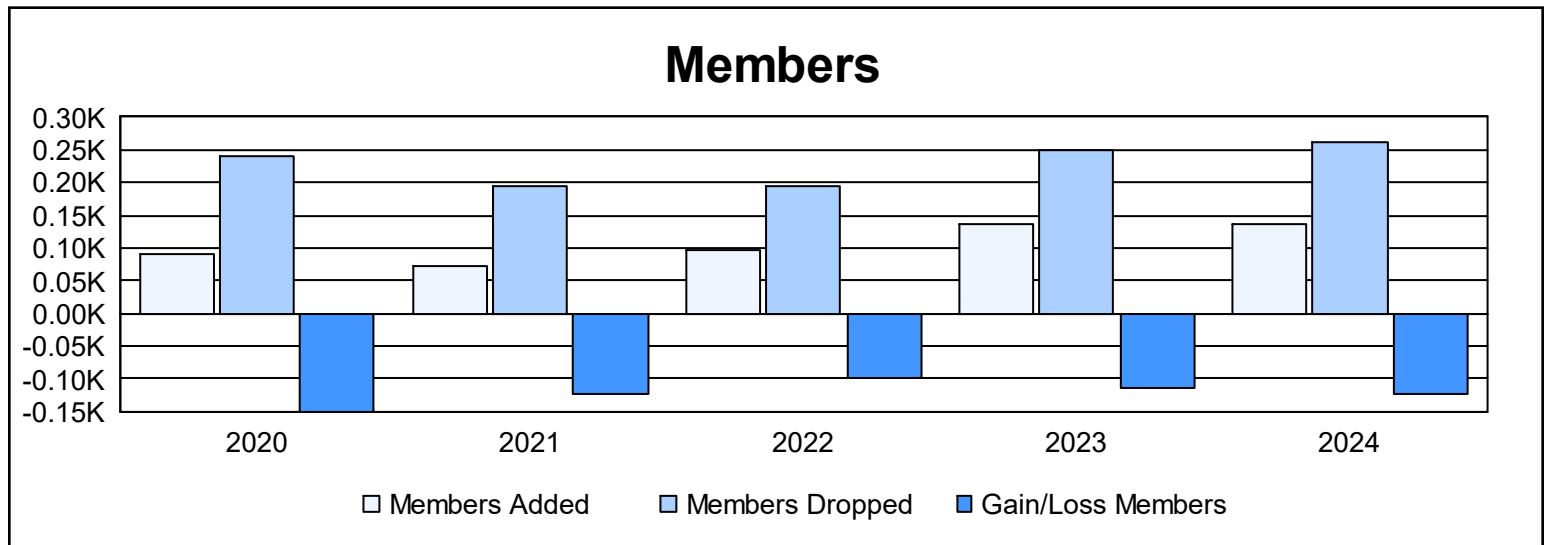
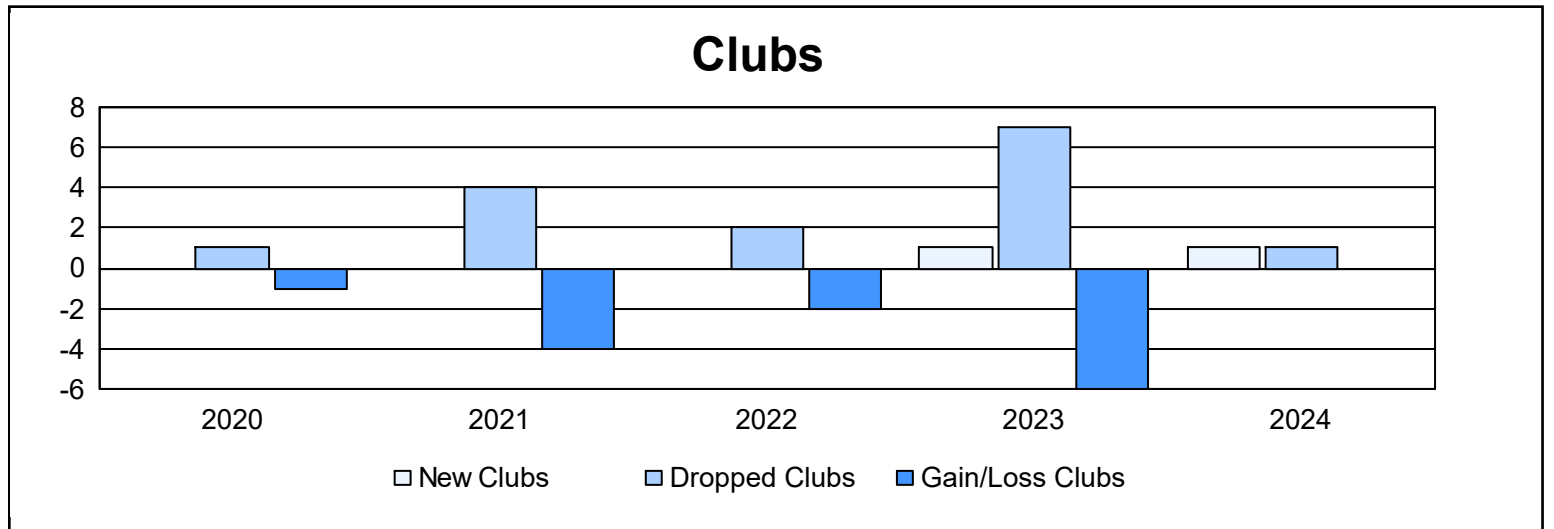
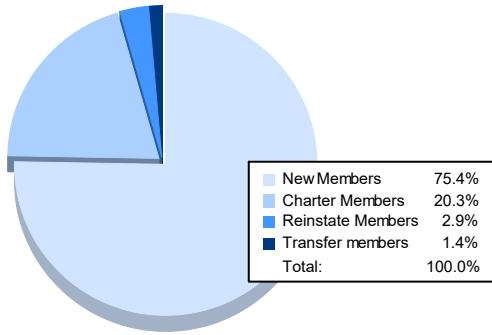


Year	New Clubs	Dropped Clubs	Gain/ Loss Clubs	New Members	Charter Members	Reinstate Members	Transfer Members	Total Member Added	Total Members Dropped	Gain/ Loss Members
2019-2020	0	1	-1	82	0	4	4	90	240	-150
2020-2021	0	4	-4	64	0	4	4	72	195	-123
2021-2022	0	2	-2	80	2	7	8	97	196	-99
2022-2023	1	7	-6	105	26	0	4	135	249	-114
2023-2024	1	1	0	104	28	4	2	138	262	-124
<b>Average</b>	<b>0</b>	<b>3</b>	<b>-3</b>	<b>87</b>	<b>11</b>	<b>4</b>	<b>4</b>	<b>106</b>	<b>228</b>	<b>-122</b>



### Membership Composition June 2024 Cumulative



### Gender Composition June 2024 Cumulative

