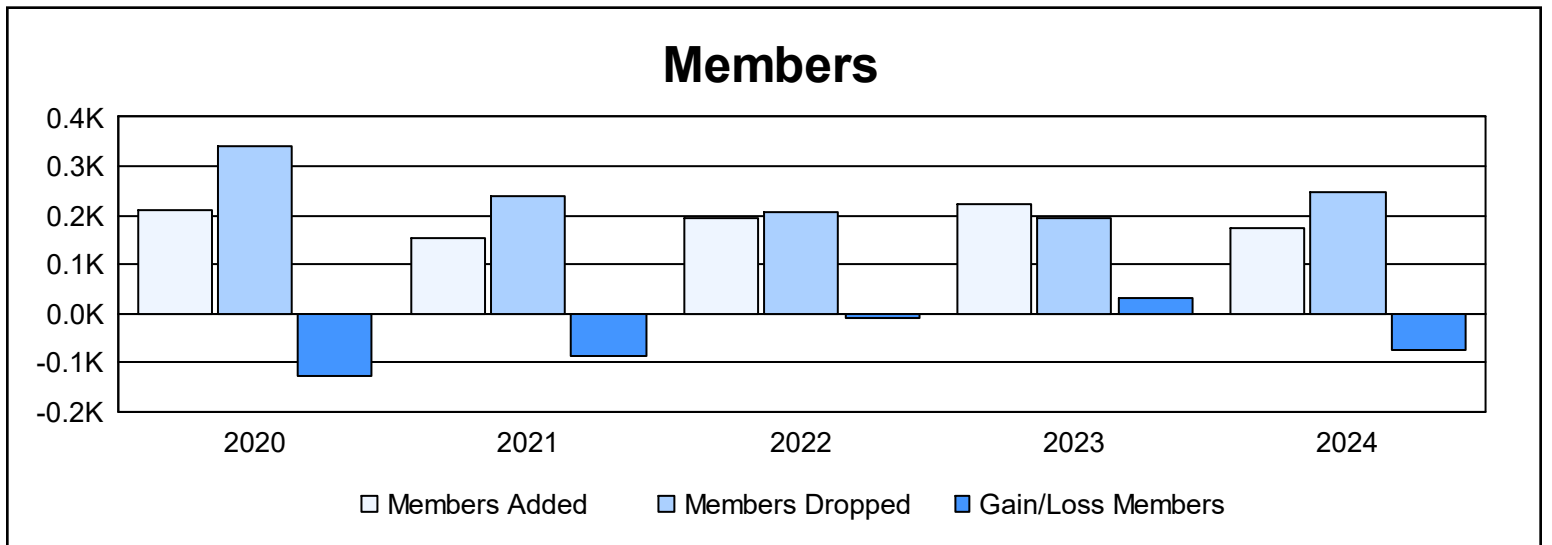
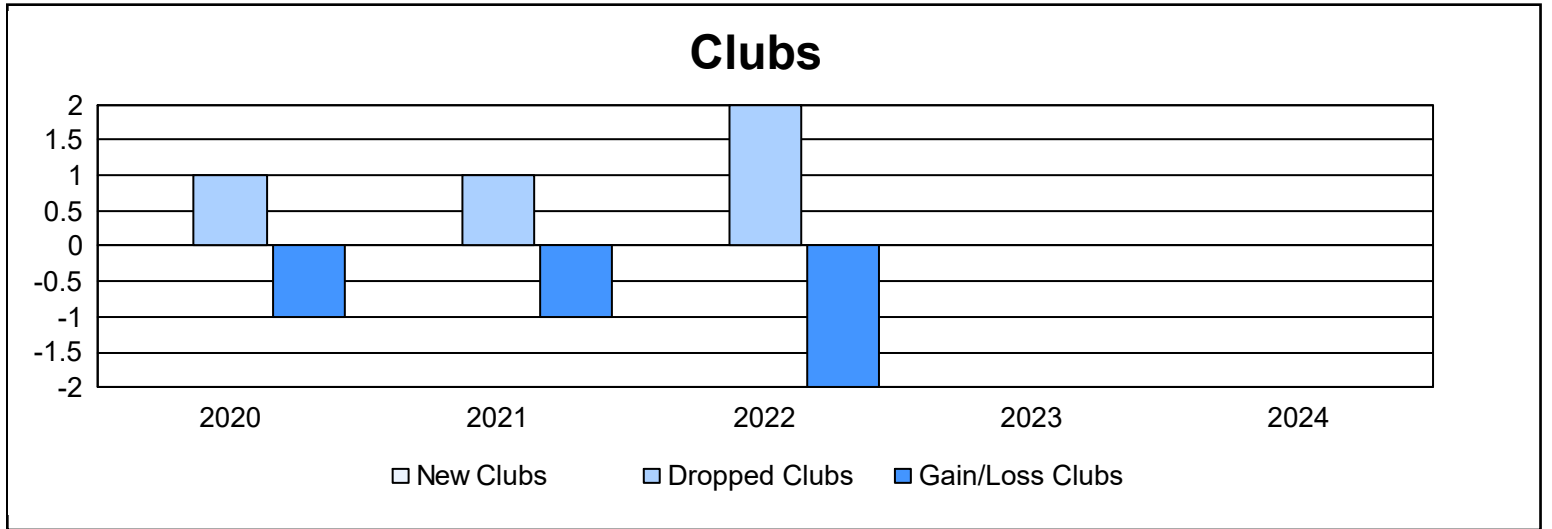
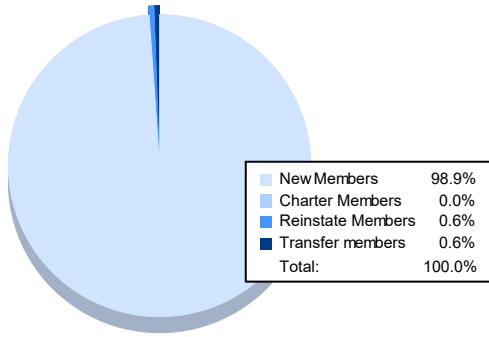


Year	New Clubs	Dropped Clubs	Gain/ Loss Clubs	New Members	Charter Members	Reinstate Members	Transfer Members	Total Member Added	Total Members Dropped	Gain/ Loss Members
2019-2020	0	1	-1	207	0	3	2	212	341	-129
2020-2021	0	1	-1	149	0	1	2	152	238	-86
2021-2022	0	2	-2	191	0	1	4	196	205	-9
2022-2023	0	0	0	221	0	2	1	224	193	31
2023-2024	0	0	0	173	0	1	1	175	249	-74
<b>Average</b>	<b>0</b>	<b>1</b>	<b>-1</b>	<b>188</b>	<b>0</b>	<b>2</b>	<b>2</b>	<b>192</b>	<b>245</b>	<b>-53</b>



### Membership Composition June 2024 Cumulative



### Gender Composition June 2024 Cumulative

