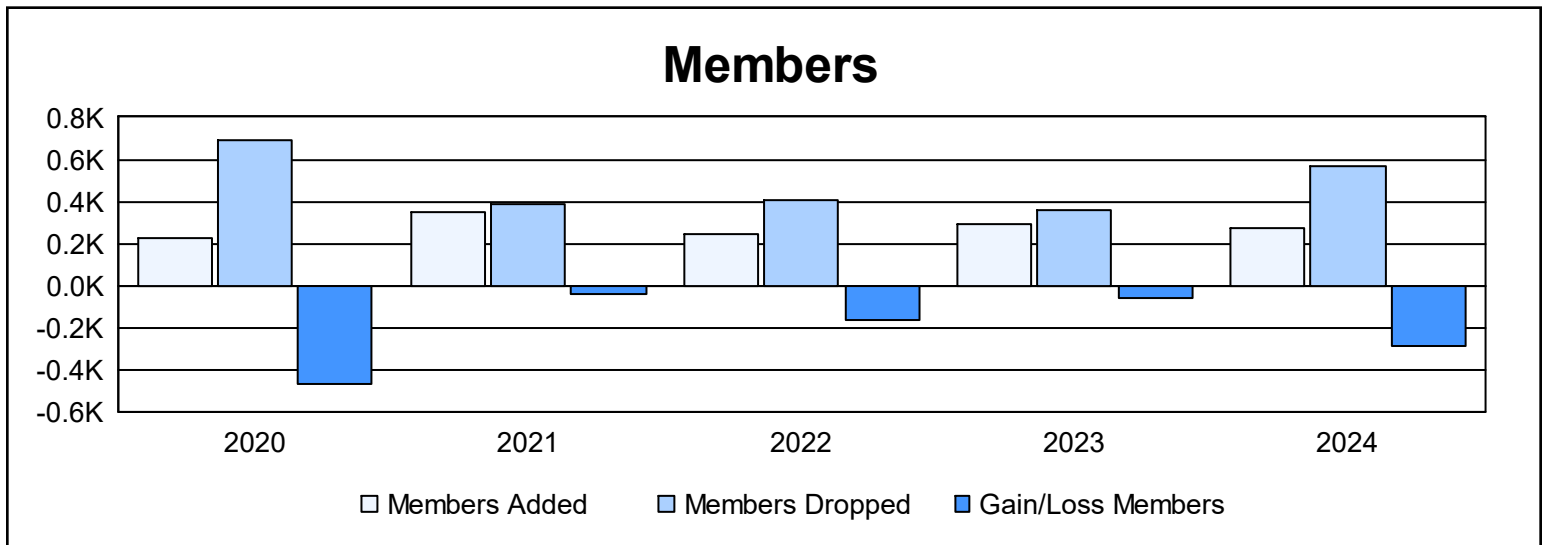
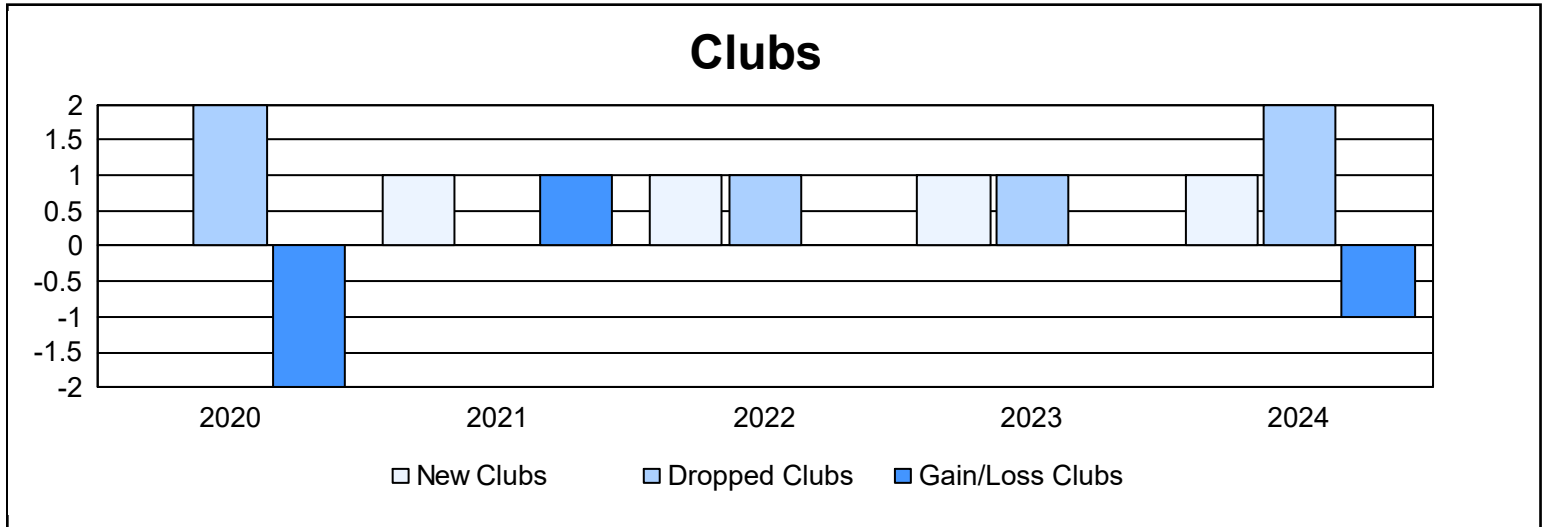
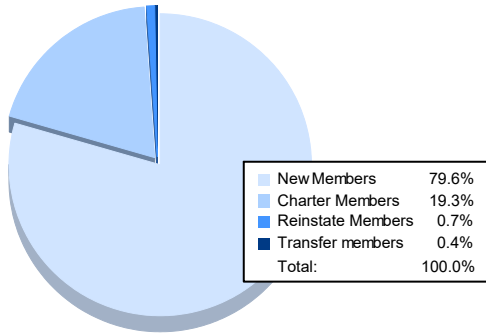


Year	New Clubs	Dropped Clubs	Gain/ Loss Clubs	New Members	Charter Members	Reinstate Members	Transfer Members	Total Member Added	Total Members Dropped	Gain/ Loss Members
2019-2020	0	2	-2	213	2	5	3	223	688	-465
2020-2021	1	0	1	321	21	5	6	353	391	-38
2021-2022	1	1	0	212	25	4	1	242	406	-164
2022-2023	1	1	0	264	22	2	5	293	357	-64
2023-2024	1	2	-1	218	53	2	1	274	564	-290
<b>Average</b>	<b>1</b>	<b>1</b>	<b>0</b>	<b>246</b>	<b>25</b>	<b>4</b>	<b>3</b>	<b>277</b>	<b>481</b>	<b>-204</b>



### Membership Composition June 2024 Cumulative



### Gender Composition June 2024 Cumulative

