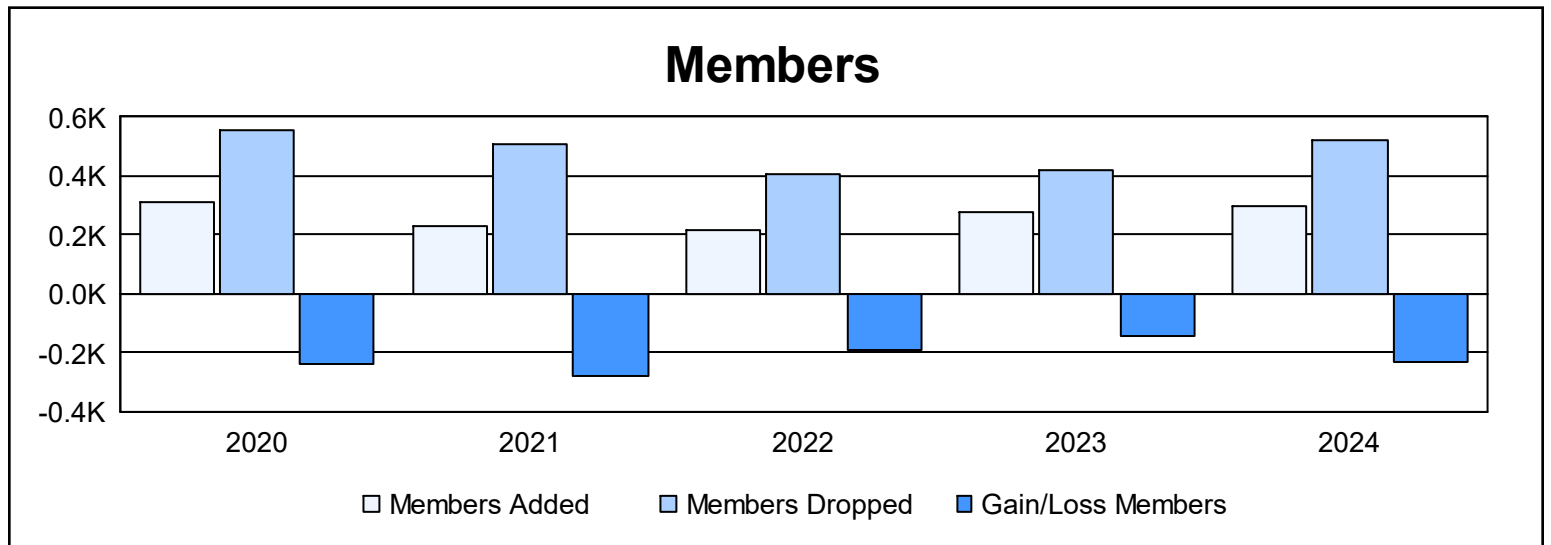
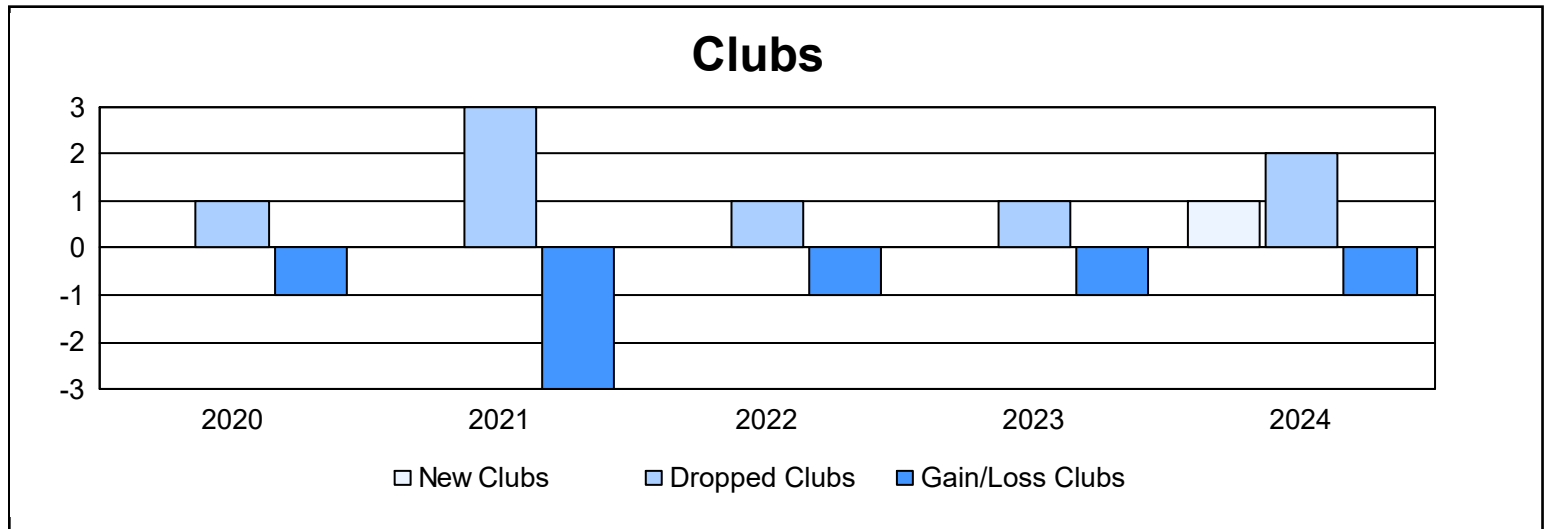
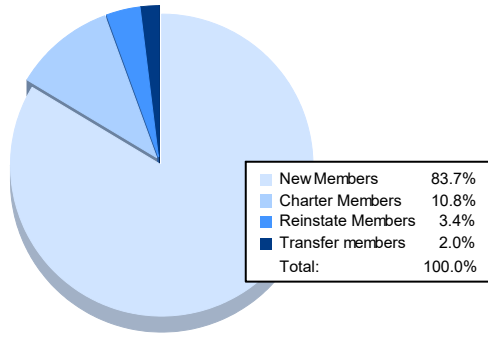


Year	New Clubs	Dropped Clubs	Gain/ Loss Clubs	New Members	Charter Members	Reinstate Members	Transfer Members	Total Member Added	Total Members Dropped	Gain/ Loss Members
2019-2020	0	1	-1	302	0	6	6	314	555	-241
2020-2021	0	3	-3	226	0	5	2	233	509	-276
2021-2022	0	1	-1	212	0	0	3	215	405	-190
2022-2023	0	1	-1	265	0	6	3	274	420	-146
2023-2024	1	2	-1	247	32	10	6	295	525	-230
<b>Average</b>	<b>0</b>	<b>2</b>	<b>-1</b>	<b>250</b>	<b>6</b>	<b>5</b>	<b>4</b>	<b>266</b>	<b>483</b>	<b>-217</b>



### Membership Composition June 2024 Cumulative



### Gender Composition June 2024 Cumulative

