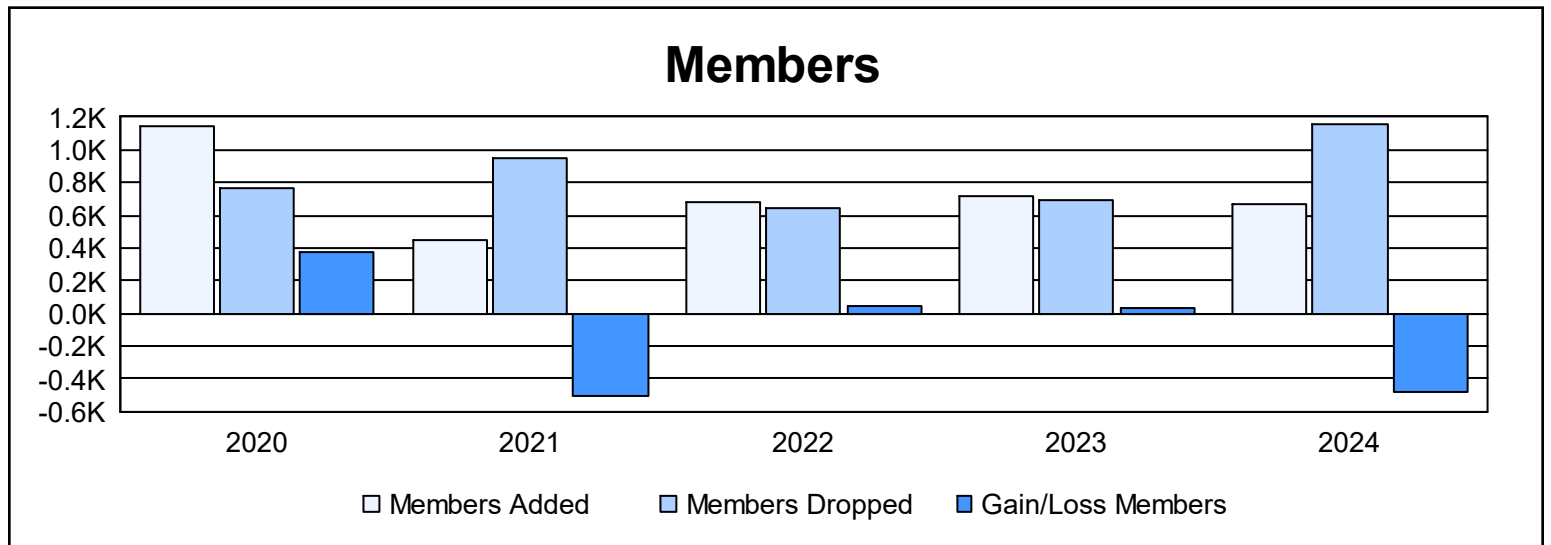
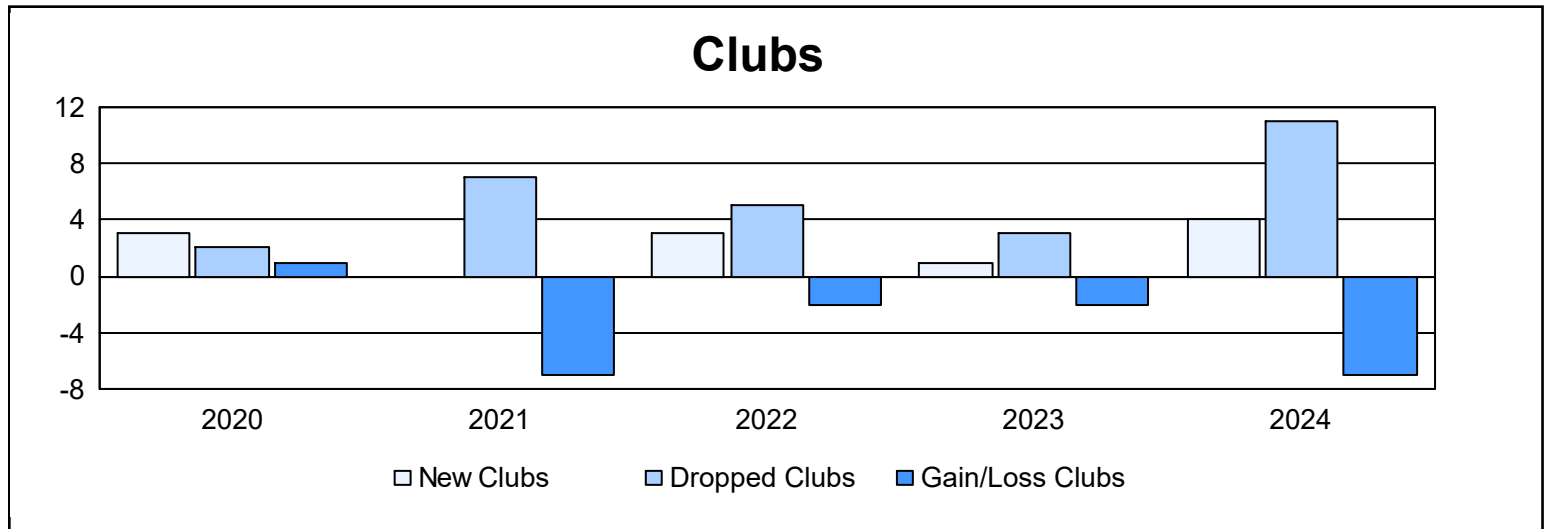
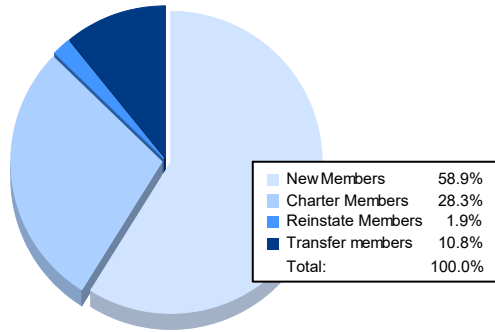


Year	New Clubs	Dropped Clubs	Gain/Loss Clubs	New Members	Charter Members	Reinstate Members	Transfer Members	Total Member Added	Total Members Dropped	Gain/Loss Members
2019-2020	3	2	1	987	76	49	29	1,141	765	376
2020-2021	0	7	-7	375	7	13	49	444	951	-507
2021-2022	3	5	-2	565	88	8	21	682	638	44
2022-2023	1	3	-2	638	40	21	19	718	688	30
2023-2024	4	11	-7	397	191	13	73	674	1,156	-482
<b>Average</b>	<b>2</b>	<b>6</b>	<b>-3</b>	<b>592</b>	<b>80</b>	<b>21</b>	<b>38</b>	<b>732</b>	<b>840</b>	<b>-108</b>



### Membership Composition June 2024 Cumulative



### Gender Composition June 2024 Cumulative

