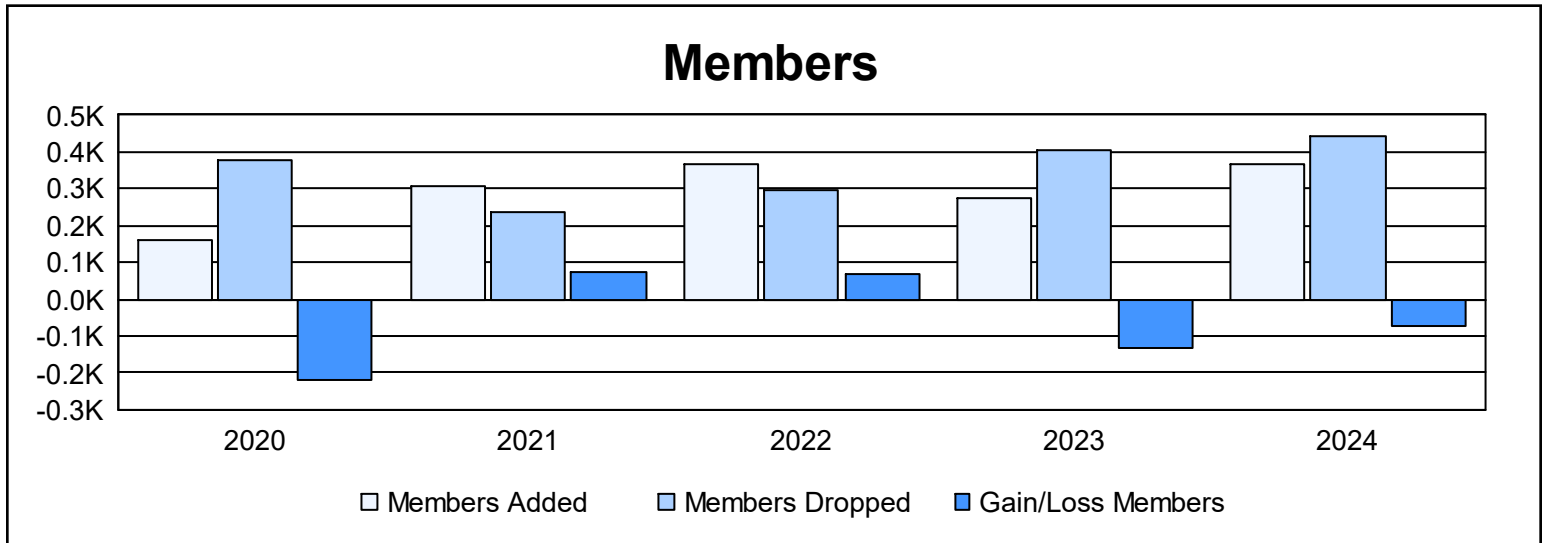
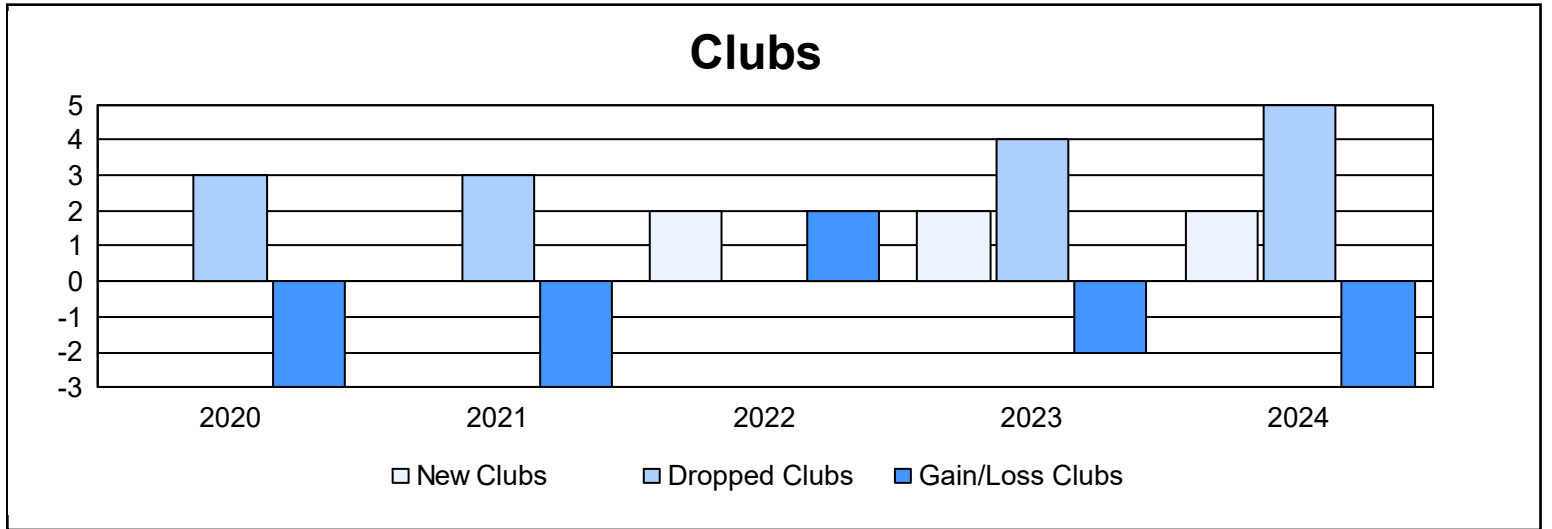
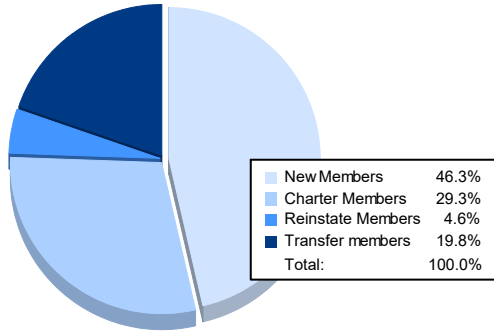


| Year | New Clubs | Dropped Clubs | Gain/ Loss Clubs | New Members | Charter Members | Reinstate Members | Transfer Members | Total Member Added | Total Members Dropped | Gain/ Loss Members |
|----------------|-----------|---------------|------------------|-------------|-----------------|-------------------|------------------|--------------------|-----------------------|--------------------|
| 2019-2020 | 0 | 3 | -3 | 122 | 9 | 17 | 10 | 158 | 380 | -222 |
| 2020-2021 | 0 | 3 | -3 | 268 | 5 | 21 | 15 | 309 | 238 | 71 |
| 2021-2022 | 2 | 0 | 2 | 260 | 75 | 22 | 9 | 366 | 297 | 69 |
| 2022-2023 | 2 | 4 | -2 | 186 | 51 | 18 | 18 | 273 | 403 | -130 |
| 2023-2024 | 2 | 5 | -3 | 171 | 108 | 17 | 73 | 369 | 443 | -74 |
| Average | 1 | 3 | -2 | 201 | 50 | 19 | 25 | 295 | 352 | -57 |



Membership Composition June 2024 Cumulative



Gender Composition June 2024 Cumulative

