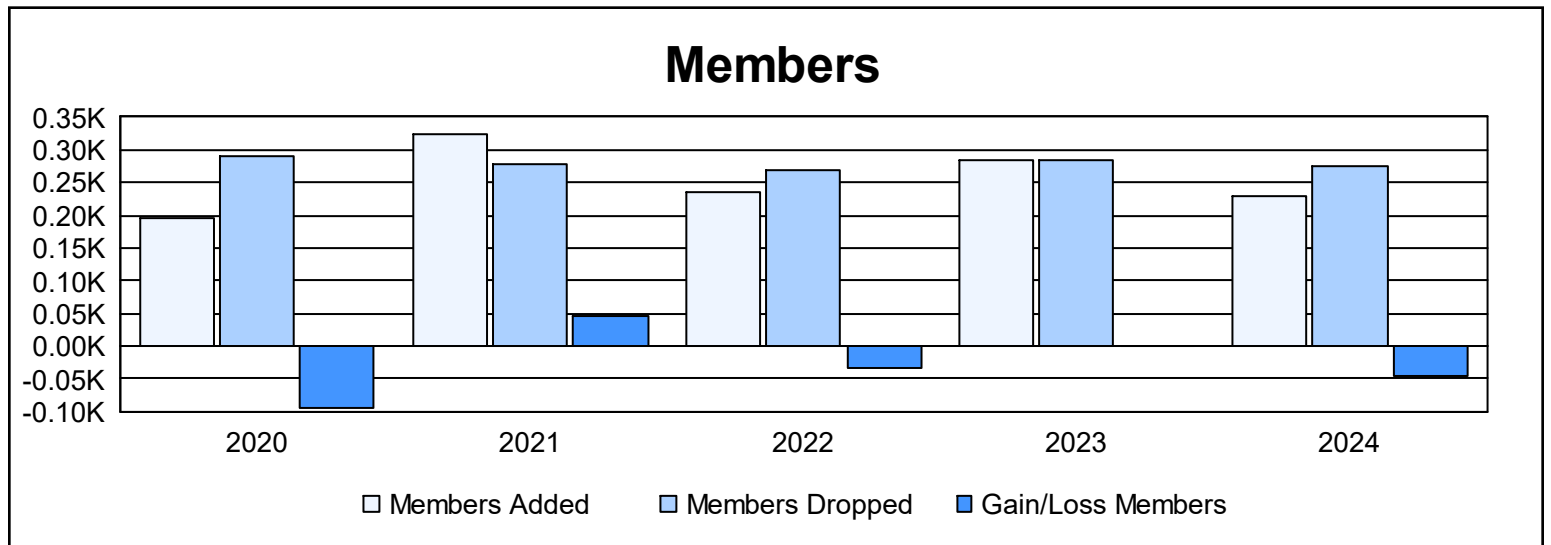
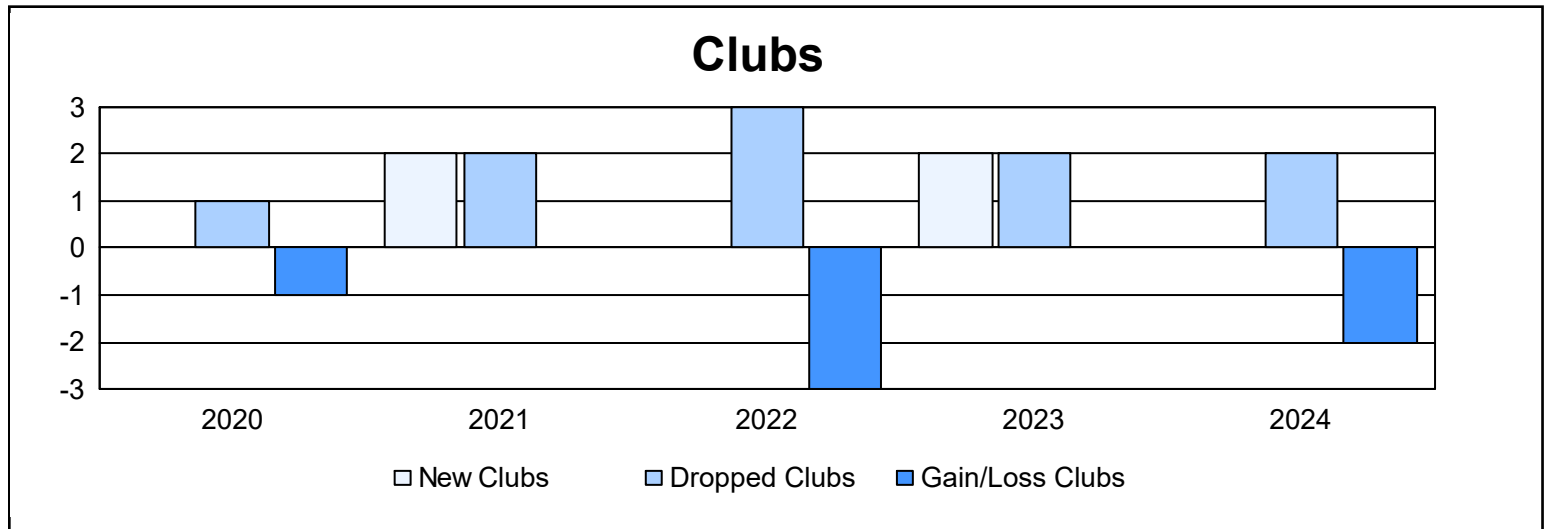
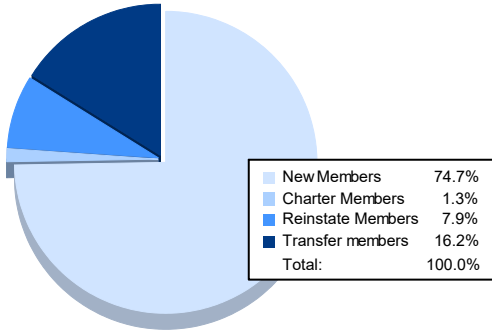


Year	New Clubs	Dropped Clubs	Gain/ Loss Clubs	New Members	Charter Members	Reinstate Members	Transfer Members	Total Member Added	Total Members Dropped	Gain/ Loss Members
2019-2020	0	1	-1	101	4	66	24	195	289	-94
2020-2021	2	2	0	210	75	19	20	324	279	45
2021-2022	0	3	-3	185	6	20	24	235	268	-33
2022-2023	2	2	0	199	58	14	12	283	284	-1
2023-2024	0	2	-2	171	3	18	37	229	275	-46
<b>Average</b>	<b>1</b>	<b>2</b>	<b>-1</b>	<b>173</b>	<b>29</b>	<b>27</b>	<b>23</b>	<b>253</b>	<b>279</b>	<b>-26</b>



### Membership Composition June 2024 Cumulative



### Gender Composition June 2024 Cumulative

